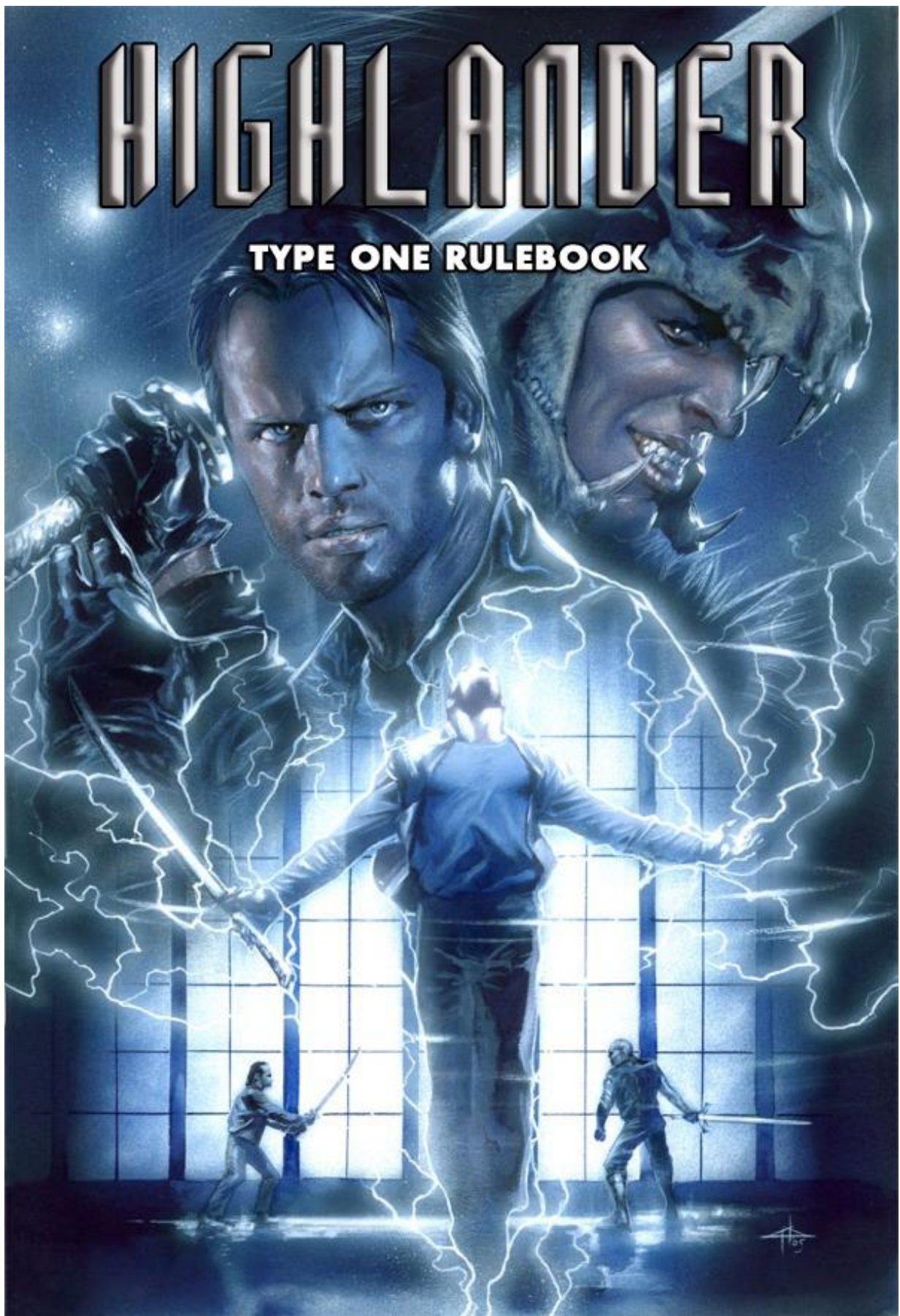


# HIGHLANDER

**TYPE ONE RULEBOOK**



# HIGHLANDER TYPE ONE RULE BOOK

June 2023 Version 2.0

## Credits

Highlander: TCG™ and the SwordMaster™ System Created By:	Mike Sager
Highlander Versus Rulebook Written By:	Jim Black and Steven Rice
Web Page:	<a href="http://www.highlandercardgame.weebly.com">www.highlandercardgame.weebly.com</a>
Editor and HTML Adaptation	Steven Rice

**This rule book supersedes any prior rulings and rule books for Type One formats only and is the only resource needed to play in Type One format tournaments. Any updates to these rules can be found at [www.highlanderthegame.com](http://www.highlanderthegame.com) . If you see updates in red, they are in the three week induction period we place on any rules updates. Otherwise, all rules in this document are the most current rulings.**

## Game Concept and Goal of the Game

Highlander: The Card Game is designed to simulate a duel between two Immortals: yourself and your opponent. During the course of play, both players will play Attacks and Defenses as if they were fighting with swords. Other cards will represent the tricks, tactics, schemes, and plots you utilize to win. It may be helpful to think of the game as a series of encounters with your opponent, through the centuries, rather than a single brief duel. While these rules will give you the basic framework for the game, the cards you play will often let you do things the rules say you cannot.

Your deck of cards is your Endurance. After you have drawn all cards from your Endurance, you Exhaust. Exhaustion means a loss of 5 Ability, but not necessarily the end of the game.

Both players are able to take a certain amount of damage before losing the duel. This amount is known as your Ability.

You start the game with an unmodified maximum ability of 15. If you take damage or are affected by ability loss or gain, your ability will be adjusted during the Ability Adjustment Phase. You may hold as many cards in your Hand as your current ability, unless your Hand Size has been modified. Your Ability not only represents your 'score', but also your luck, skill, and knowledge. As you lose Ability, you will find yourself with fewer cards, and thus, fewer options, in your Hand.

Your goal is to reduce your opponent to an Ability of zero, or cut off your opponent's head via a Head Shot. When a player begins their Attack Phase at zero Ability, their opponent wins the game.

A successful Head Shot will end the game quickly. A Head Shot is a modified upper attack. If your opponent cannot defend against the attack, their head is taken, and the game ends immediately.

## Card Anatomy


Let's examine what makes up a Highlander card:

**Card Type Icon:** In the upper left-Hand corner of the card, there will be an icon denoting the card type, unless it's a Pre-Game card.

**Title:** Across the top of the card is the title bar. The title of the card will appear here, in large letters. Your deck may contain only 6 cards of the same title. Note: If there is a diamond symbol next to the title of the card, you may only have one of that specific card in play at a time.

**Sub-Title:** Unless the card is "Generic," you will find the name of a Weapon of Choice, Persona, or Faction (e.g. Clan MacLeod) that categorizes a Persona just beneath the title, in slightly smaller letters. Though the name of a Weapon of Choice, Persona, or Faction (e.g. Clan MacLeod) may appear in the title box, it is not considered part of the title when determining card effects and restrictions. A card is Weapon Specific if it has a Weapon of Choice's name, and Persona Specific if it has a Persona's. Weapon Specific Cards cannot be included in your deck or used during a game unless you are using the proper Weapon of Choice. Only a Persona whose name or Faction name appears in the title box may include that card in their Endurance, unless you are playing with or playing as a Generic Persona (see Generic Persona).

**Reserved or Signature Symbol:** If a card is Signature or Reserved, there will be a Sword in the title bar, over to the right Hand side. On a Signature card, the sword will have an "S" attached to it. Reserved cards cannot be included in your deck unless your Persona's name appears in the Sub-Title. Signature cards cannot be included in your deck or played during a game unless your Persona's name or Faction name appears in the Sub-Title. The Restriction number (see Restriction Number) on Signature cards cannot be altered.



### Sub-Category -

The Sub-Category is located at the top of the text box, usually in all capital letters, however is not considered part of the text of the card. For example:

BLOCK: GUARD: STANDING DEFENSE

**Hand Icon:** If the card has a small white icon in the shape of a Hand, it depicts something that requires a Hand to be used. A card with a Hand Icon cannot be played if you already have two Hand Icons in play. You can never have more than two Hand Icons among any of the cards you have in play. If you have only one or fewer Hand Icons in play, you are considered to have a free Hand. Many Pre-Game cards, such as Weapon of Choice, have a Hand Icon, and some have two. If at any time you have more Hand Icons in play than you are allowed, you may choose to use an effect to Disarm any weapon you have or remove from play any of your cards with Hand Icons until you have the maximum number of Hand Icons allowed to you in play.

**Restriction Number:** If there is a number to the far right Hand side of the Title bar, that card is restricted. Your Endurance may only contain as many of that card as the Restriction Number.

**Diamond Icon:** Whenever a Diamond Icon appears before the title of a card, that means that only one copy of that card may be in play on your side.

**Text:** At the bottom of the card, you will find the Card Text also known as Game Text. Here you will find any special instructions about that card. You may also find a sub-category to a card here. It will most likely be found following the type of card on the first line of Text.

## Constructing a Deck

In Type One format you may use cards from

-1st Edition produced by TCG

-The Raven produced by SAEC Games (except TIME and TRAP cards)

-2nd Edition cards (except cards that are Bugged )

- 3rd Edition cards except cards that are Bugged )

- Highlander Pro cards with a circle around their set symbol

**to create your Pregame and your deck.** This gives all kinds of directions that you can go on building your deck with innovative and original ideas. If your deck includes cards with different colored borders, then you must play your cards in opaque card sleeves so that the backs of the cards cannot be seen.

**Minimum Deck Size:** The minimum deck size is 50 cards, unless you have a card or effect that allows you to lower the minimum deck size.



**Attacks:** Attacks have a red grid icon. One or more of the squares in the grid is filled with a red square. Those red squares show where the Attack is aimed. You are required to include at least one each of the nine Basic Attacks in your deck. They are: Upper Left Attack, Upper Center Attack, Upper Right Attack, Middle Left Attack, Thrust, Middle Right Attack, Lower Left Attack, Lower Center Attack, and Lower Right Attack.



**Special Attacks:** Special Attacks have a gold grid icon, and are often more difficult to defend than normal Attacks. Edge cards can be played in conjunction with Special Attacks.



**Blocks:** Blocks are Defenses with a blue grid icon. If you have a block that covers all areas of an Attack played against you, you can play that block to block the Attack. You are required to include at least one each of the six Basic Blocks in your deck. They are: Upper Left Block, Upper Center Block, Upper Right Block, Lower Left Block, Lower Center Block, and Lower Right Block.



**Dodges:** Dodges are Defenses with a green grid icon. If your dodge covers the same areas as an Attack, you may play that dodge to avoid the Attack. You may play green gridded cards even if Disarmed or Unarmed.

**Special Cards:** Events, Situations, Locations, Plots and Objects are all considered Special Cards. You may only play one Special Card per turn, and only during your Defense or Attack Phases.



**Events:** Events have a lightning bolt icon. They may be used to quickly change the course of battle in your favor. Events are removed from play during your next Sweep Phase.



**Situations:** Situations have a silhouette of an Immortal as their icon. They remain in play over many turns, and may change the conditions of the battle.



**Plots:** Plots have a gear icon. They remain in play over many turns, and may be in multiple parts.



**Locations:** Locations have a Greek style ruin icon. Like Situations, they may remain in play and can change the condition of battle over many turns. Locations have a global effect which affects each player equally. Other than specific card effects activated by the player having a location on their side of the board, neither player controls the effects of the location.



**Objects:** Objects are marked with a sword icon, and include such things as extra weapons or armor, with which you may be equipped. Object: Allies are subject to any card/effects that affect Allies or Objects. These cards stay in play over many turns.



**Edge:** Edge Cards are marked with an outstretched Hand icon. They may provide you the advantage you may need to win in battle. Edge Cards are not Special Cards.



**Illusions:** Illusions are cards which can only enter play through a Hard Exertion. Whenever you make a Hard Exertion, you may choose to play 1 Illusion card from that Exertion. This does not count as playing a Special Card. If you make more than one Hard Exertion during your turn, you may play an Illusion card from those Exertions as well. You may make a Hard Exertion during your turn expressly for an

Illusion card if you choose. You may not play an Illusion from your Hand. If an Illusion is drawn into your Hand, it will remain stuck there until you find a way to Discard it. Illusions are not Special Cards and are not subject to Counters that do not specifically counter Illusions. Illusions are swept from play during the Sweep Phase of the player that played it.

**Pre-Game Cards:** These cards typically do not have the standard Highlander logo on the back. These cards are played before the game begins. They do not count toward the total number of cards in your Endurance. You may only use six Pre-Game cards. In addition, you cannot use more than one of any unique Pre-Game card. If using a Quickening, you may not use the Quickening for the persona you are playing. You may use Quickening from 2ed or 3ed so long as its Persona Power does not involve the gem mechanic. Pre-Game cards are not considered in play, however, their effects are considered in play and can be nullified or ignored with the appropriate card or effect. Pre-Game cards can only be targeted by a card or effect that specifically states that it targets Pre-Game cards.

**Persona Cards:** This Pre-Game card allows you to play as your favorite Persona. Persona cards have a picture of a Persona on the front, and biographical information about that Persona on the back. Below the biographical information, you will find a description of the special skills a Persona brings to 'The Game.' These skills are known as Persona Powers. You may use Persona cards from 2ed so long as their Persona Power does not involve the gem mechanic. You may still play the game without a Persona Card (see Generic Persona). If you play with a Persona, you may only include Persona Specific Cards for that Persona in your Endurance. You may only include Master Cards (see Card Groups) in your Endurance up to the number as indicated on your Persona card.

#### **Persona card Clarification**

Ramirez/Tak Ne, Silas/War, Kronos/Pestilence, Methos/Death, Caspian/Famine Duncan MacLeod/Dark Duncan, and any other Persona with a differently named Alternate - These two personas are the same individual, but unless otherwise stated cannot use one another's cards and cannot use one another's Quickening

**Generic Persona:** If you choose to play without a Persona, you are considered a Generic Immortal and may use cards from all of the Persona's. But you may only use one of each Persona Specific Card, and none of their Reserved or Signature Cards. For example, you could use one of Connor's Power Blow cards, and one of Connor's Back Away cards, but you could not use two of Connor's Power Blow or Back Away cards. You cannot include Master Cards (see Card Groups) in your Endurance if you do not use a Persona Card.

**Card Groups:** Any cards that share a single word in their title are considered to be part of a Card Group. For example, the cards Master Swordsman, Weapon Master and Master's Advance all have the word Master in their title and thus are part of the Master Group and are Master Cards. See Group Classifications in the FAQ section.

### **Faction Specific and Listings (replaces current Faction Specific and Listings)**

Faction Specific cards are signed cards and can only be used by immortals that are part of that faction regardless of any other effect such as, **for example**, Allowance cards or Persona Powers unless specified explicitly through the text to allow usage of faction cards. **Faction cards are not Persona specific cards.** At this time, there are only three factions, they are Clan Macleod, The Four Horsemen, and Romans.

Clan Macleod - Connor, Duncan, Colin, Quentin, Kate

The Four Horsemen - Methos, Silas, Caspian, Kronos, War, Death, Famine, Pestilence

The Romans – Marcus Octavius, Marcus Constantine, Brother Paul, Kalas, Cardinal Giovanni, Marcus Korolus

**Weapons of Choice:** This Pre-Game card is the weapon your Persona prefers when engaging in combat. If you are using a Weapon of Choice, you may include the appropriate Weapon Specific cards in your deck. If you do not have the appropriate Weapon of Choice in play, you may not play any Weapon of Choice cards for that weapon unless you have an effect that allows you to do so (example: Weapons Expert).

**Pre-Game Crystals:** These cards allow you to substitute your basic Attacks and Blocks for different Defenses or non-Special Attacks. This substitution is one for one to the limit of Pre-Game Crystals you have. These cards do not count towards your Pre-Game card limit of 6 cards. However, you may only include one of each unique Pre-Game crystal in your deck. You may use and mix Crystals from any edition. (Removed is the text about the version rule, this no longer applies)

**Pre-Game Watcher or Hunter:** If you wish to include Watcher or Hunter cards in your deck, you must include the appropriate Pre-Game card. You may include either 1 Watcher or 1 Hunter Pre-Game, you cannot use both, and may only have 1 of either in your Pre-Game. Cards or effects which allow you to include cards not normally allowed in your deck cannot be used for Watcher or Hunter cards unless specified. If the Watcher or Hunter Pre-Game is removed from the game, you do not remove the cards from your deck and you may still play the Watcher or Hunter cards normally. You may only play Watcher or Hunter cards if you have/had a Watcher or Hunter pre game card in your pre game, unless you have a card that specifically allows you to do so (Example: Watcher Database).

### **Version Rule**

**Mixing the cards from different Editions:** When a card (Pre-game or In-game) shares the same title, grid, and text as a card from another edition of the game, you must choose which version you wish to include in your deck. You may not mix versions of the card chosen when constructing your deck. To ensure you are not accidentally mixing versions, confirm the errata section concerning the cards you have chosen, or confirm with your tournament director.



## Beginning the Game

After constructing your deck, you will need a couple of other items: At least one six-sided die, something to keep score, and an opponent with their own Highlander deck to pit against you.

Both players shuffle their Endurance and offer to let their opponent cut. Then, each player places their Endurance to one side in front of them. All Pre-Game cards and cards that you are allowed to begin the game with "in play" are revealed at the same time by both players prior to rolling to see who goes first. Anytime you have an effect allowing you to begin the game with a card in play, the card must be a permanent. A permanent would be a Situation, Object, Plot, or Location. Due to Game Mechanics, anytime you have an effect allowing you to begin the game with a card in play, it CANNOT be an Allowed card. Each player then draws one card for each point of his starting Ability (also known as Maximum Ability). Roll a die to determine who goes first. After that, the players then take alternate turns. The first player proceeds through the Sequence of Play, and finishes their turn. The second player then proceeds through the Sequence of Play, and finishes their turn. Player's alternate turns until one player is defeated. During your turn, you must play at least one non-Edge card, or make a Hard Exertion.

When defending Attacks, play from your left to right, playing the cards facing you, so that the grids match up with one another. Your opponent can't read the text, but most Defense cards don't have extraneous text, so it doesn't matter. If he needs to read the card, he can request to see it. The important thing is that he can easily see that the grids on the cards match up.

When playing Attacks, you lay them down in order, from your right to your left, facing your opponent so that the cards are upside down to you. If you are modifying the Attacks with Edges and such, play those between you and the Attack being modified, also upside down. The Attacks and modifiers are played in this manner so that they are clear to your opponent.

When playing Events and/or Edges, please place those facing your opponent so that they can be easily read. Permanent cards like Plots, Situations and Objects can be played facing yourself since they remain in play and usually effect you more than your opponent. Again, since you are the one who played the Event/Edge you have little need to read it, and in the case of permanent cards your opponent can always ask to read them if they need to do so.

## The Sequence of Play

A Golden Rule you must remember is that you ordinarily never do anything during your opponents' turn. Therefore, if your opponent has played a card that instructs you to perform an action, you must wait until the May Do/Must Do Phase to perform these actions. These effects are 'Must Do' and 'May Do' effects which you must take care of before proceeding with your turn. Another thing to keep in mind is that during your turn you must play a Special Card, play an Attack, play a Defense or make a Hard Exertion during your turn. Announce to your opponent what Phase you are entering before you take your first action of that Phase so that your opponent is aware of what Phase you are in.

1.) **Sweep Phase:** When you play cards during your turn, they are left in play during your opponent's turn as a reminder of what you played. At the beginning of your next turn, you Discard any cards still in play that normally do not remain in play. Cards waiting to be swept during your next Sweep Phase are considered to be in play. Any card or effect that removes a card from play does so immediately, instead of the card waiting for your next Sweep Phase. Discarding cards to the Discard Pile during this Phase is not considered removing the cards from play. Unless a card or effect specifies that an effect takes place during the Sweep Phase, all cards are swept simultaneously with no effects of the swept cards being triggered.

2.) **May Do Must Do Phase:** Due to game mechanics, this Phase is considered the beginning of your turn. You may play/activate/resolve May Dos and Must Dos in any order during this Phase.

2a.) **May Do Effects** - These effects can be identified by the Text of their instructions, which will have the word 'may' in the description of the action you may take. You may accomplish these effects in any order you choose. You may opt not to do any 'May Do' effects at all unless specified. You can activate or play May Do actions or effects any time during your turn. If your opponent did not Attack during their last turn, you may Discard one Defense from your Hand during this Phase. During your May Do/Must Do Phase you may put into play 1 unprovoked (Meaning there are no pending attacks coming at you) gridded Guard per turn (this does not count as a card played).

2b.) **Must Do Effects** - These effects can be identified by the Text of their instructions, which usually will have the word 'must' in the description of the action you must take. If you have multiple 'Must Do' effects to take care of, you may Handle them in any order you choose, as long as you take care of all of the 'Must Do' effects if possible. If your opponent did not attack during his last turn you may Discard one Defense from your Hand during this Phase. If you have an Edge Card that will counter or affect a 'Must Do' or 'May Do' effect directly, then you may play it when resolving these effects.

3.) **Defense Phase:** The next action you will take on your turn is to play your Defenses. Defenses may only be played during this Phase. If there is no Attack coming, you cannot play a Defense, nor make an Exertion for one, except you may put into play one unprovoked Guard. You may play one Defense against each Attack that your opponent played in their turn, and cannot knowingly play an inappropriate Defense. If the colored area on your Defense card covers the entire corresponding colored area on your opponents' Attack, the Defense is successful and you normally take no damage from the Attack. You may play a Special Card in this Phase, or wait until your Attack Phase.

4.) **Attack Phase:** During this Phase you may normally only play one Attack. If you are prevented from playing an Attack or have lost all of your attack opportunities, then you cannot play an attack, or make a Hard Exertion for one. When preparing to attack, take note of the last resolved Defense you played as it may modify your first attack. You may only attack to an areas that the block does not cover. A successful dodge will defend an attack as well and perhaps affect your next attack, depending on its Game Text, if any. If you haven't played a Special Card yet, you may do so in this Phase. Remember that you may only play one Special Card per turn.

5.) **Ability Adjustment Phase:** Cards cannot be played once you start this Phase. If a card lowers your Ability, or you have pending damage, make that adjustment now. If a card raises your Ability, make that adjustment now. A successful Attack normally does 2 damage. You may calculate pending Ability loss and gain, along with pending Damage loss and gain in any order.

6.) **Draw/Discard Phase:** You must Discard Down or you may Draw Up during this Phase. At the beginning of this Phase you must resolve (in any order) all effects that occur during the Draw/Discard before Drawing or Discarding cards. You cannot play any cards during this Phase. Then, if you have more cards in your Hand than your Ability, you must Discard down to your Ability unless your Hand size is altered, which is known as your Maximum Hand Size. Your Maximum Hand Size is your Ability plus or minus any modifiers. When Discarding down, these cards are immediately placed in your Discard Pile. If you have fewer cards in your Hand than your Ability, you may draw one card at a time, stopping at any point as long as you do not exceed your Maximum Hand Size. If you forget to draw during this Phase, you will normally have to wait until your next Draw/Discard Phase to draw. After you have completed drawing up and or Discarding cards your turn is over. Regardless, of any effect (card or otherwise), before you draw a card during this Phase, you must calculate how many cards you have the capability of drawing. Then you may draw only up to that many cards. (Also see Maximum Hand Size)

## Winning The Game

There are two ways to win the game, they are:

- 1) Successfully execute a Head Shot against your opponent.
- 2) Reduce your opponent's Ability to zero. If your opponent begins their Attack Phase with an ability of zero, they immediately lose the game. If your opponent has to skip their Attack Phase due to an effect in play, if they end their Ability Adjustment Phase with an Ability of zero they would immediately lose the game.

## Keywords

These keywords are found in the text of a card and are used to make it easily identifiable as to what type of effect is on the card. (ex. DRAW: Draw one card.)

**ALLOWANCE**- Any effect that gives the option to play or put into play an card you would otherwise not have the ability to play or put into play.

**DISCARD**- Any effect that gives the option to discard or forces the discarding of cards from any source other than an Endurance Pile.

**DRAW**- Any effect that gives the option or forces the drawing of cards from an Endurance Pile.

**CAPTURE**- Any effect that gives the option to capture or forces the capturing of a card. Capturing a card is not removing it from play, due to game mechanics.

**LOSS**: This means that the player loses the ability to play the first card of the named type on their turn. Loss is not Prevention or a Restriction.

Example: Evade states in the text, "You lose one attack this turn." So this means you lose your ability to play your primary attack this turn.

**REMOVAL**- Any effect that gives the option to remove or forces the removal of an Ingame or Pregame card from the game.

**TRIGGER**- Any effect that allows the player to either discard or remove from the game a card to gain an effect. Trigger effects are not Discard or Removal effects. Triggering Effects that are triggered by damage must be a minimum of one damage unless specified on the card.

**RETRIEVE**- Any effect that gives the option to retrieve or forces the retrieving of a card(s) from a specified source.

**BURN**- Any effect that gives the option to discard or forces the discarding of a card(s) from an Endurance Pile.

**COST**- Any effect that causes a player to have to discard a card to play a card from their Hand. Cost effects are not Discard or Burn effects.

**RESTRICTION** – Any effect that restricts or prevents what cards and/or card types may be played and how they may be played, as well as effects which prevent you from performing an action, are a Restriction effect. Unblockable and/or Undodgeable effects are not Restriction effects. Requirements to perform an action or to play cards are not a Restriction effect.

**REVEAL**- Any effect that allows a player to look at their opponent's Hand, either player's Endurance, or at a Hidden Attack.

## Other Game Aspects

**Adjacent:** When a card or effect refers to an Adjacent grid, any grids that share a border or an intersection qualify as being Adjacent. For example, a Thrust and a Lower Right Attack are Adjacent because they share an intersection.

### **Ally In-Game (replaces current "Allies" entry)**

**An ally is any NON-PRE-GAME card that depicts a character from the series or movies, and has their name only as the title of the card unless specified in the sub-category of the card. Each player may only have one of each unique Ally in play at a time (for example, you have Lisa Halle in play under your control, and your opponent has Lisa Halle in play under their control.) For an Ally to have a gender, it must have a proper name (James Horton, Sharon Collins, etc...). Any card that is classified as an ally without a proper name or specifies gender in the sub-category or the text of the card, is gender neutral and cannot be targeted by cards that specify a gender.**

**If your opponent is playing as a persona titled the same as an In-Game card in your deck, you cannot play, or put into play that card using any effect. It is NOT a Restriction. For Example:**

**Player A - Is using the Duncan Macleod Persona**

**Player B - Is using the Richie Ryan Persona**

**Player B - Cannot play or put into play any In-Game card titled Duncan Macleod.**

**Allowance Cards:** This is a group term for cards like Darius, Fisticuffs, Queen of the Flock, Benefit of Experience, Watcher Database, Teacher of Many, Power of Illusion, and/or Weapons Expert which allow a player to include cards in their deck when they would normally not be allowed to during deck construction. The cards not normally allowed in the deck can only be used, put into play, or played in conjunction with an appropriate allowance card.

**Arms & Tactics (HTG-187) is not a RETRIEVAL effects due to game mechanics. (This update takes effect on September 01, 2023.)**

**Attacks:** In the text box of attacks should be a number, or 2 numbers separated by a slash. For instance ATTACK: 2 or ATTACK: 2/4. The first number is the normal damage value for the attack. If there is a number separated by a slash, this means the attack may be made a Power Blow and that is the damage value of the attack if it is made a Power Blow. Basic Attacks do 2 damage normally and 4 damage if made a Power Blow, unless otherwise stated. If no number is printed on the card, the attack does 2 damage unless otherwise stated.

**CAPTURE:** Capture effects happen when you take a card from one location (example: your Hand, Endurance, Discard Pile, etc...) and place it underneath another card (in-game or pre-game) face down. Faced down Captured cards have no effect on play. Captured cards cannot be placed in any Endurance or Discard Pile other than the owner's. For example, if you have a Captured card(s) in your Hand or under a card, then decide to activate an effect that would put the Captured card(s) into either your Endurance or Discard Pile, the captured cards are instead placed in the owner's Discard Pile.. A player can look at their Captured cards anytime during their turn. If you nullify a card with Captured cards face down beneath it, the Captured cards remain underneath face down. This Ruling is due to game mechanics. These effects are always prefixed with the CAPTURE Keyword, or has an effect described here.

Note: A card that is modified by another card but has an effect on play is NOT "Captured.

Example 1 – Mongolian Broad Sword and Rachel MacLeod are cards that "Capture" other cards.

Example 2 – Watchers Tattoo and Kidnap are cards that do NOT "Capture" other cards.

**Considered Disarmed/Considered Weapon Broken:** If a card or effect states that you are considered to be disarmed or that your weapon is considered to be broken, that state remains only as long as that card or the card stating the effect is in play. If you are “considered disarmed” or your weapon is “considered to be broken”, this applies to one weapon, of your choice, that you are using. While under either of these effects, you cannot regain your weapon(s). When the card or effect leaves play or is nullified/ignored, you immediately have your weapon(s) back or your weapon(s) are no longer broken. This is not "Recovering" your weapon. Being “Considered Disarmed” or “Considered Weapon Broken” is an effect that IS a Restriction effect due to game mechanics. Any Guards or weapon related Standing Defenses are removed from play unless you have a way to play the Standing Defense while Disarmed, Considered Disarmed or Unarmed.

**Continuous Effect:** These are effects which last over many turns and are sometimes cumulative in nature. Diane Terrin and Jungle are examples of Continuous Effect.

**COST:** Costs are effects that require you to do something prior to playing a card or taking an action. When a Cost requires you to spend a card, it means to Discard that card from your Hand. If it requires you to spend a Hard Exertion, it means that you must make the Hard Exertion. If a Cost makes you make a Hard Exertion to play a card, you may still play that card from your Hand during the same Phase in which you made the Exertion. Paying a cost is not considered being forced to Discard from your Hand or Endurance. These effects are always prefixed with the COST Keyword, or can be found in the compatibility lists later in the rule book.

Example 1- If you have to Discard a card or perform an action to play a card (like Master's Advance or being Prone), you only have to Discard a card to play a card from your Hand. If you exert for a card to play, you do not have to Discard to pay the cost if the text says the action must be performed to play a card from your Hand.

Example 2 - If your opponent is playing with the Short Sword WoC you must Discard a block to play a non-basic block. Since the text does not specify "from your Hand" you would have to Discard a block to play a non-basic block from your Hand or from an exertion.

**Countering Cards:** If a card is countered, it is immediately Discarded, and has no effect on play, but is still considered to have been played.

**Damage vs. Loss of Ability:** If a card or effect forces you to lose Ability, it may not be countered with a card that prevents damage.

**Defense / Special Attack:** Defenses that become an attack through the text of the defense cannot be made a Standing Defense. These types of cards can be played as an attack only and do not have to be played as a defense first unless specified by the text.

**For example**

- 1- Marcus Constantine's Master block says, “If this is the last defense you played, it becomes a Special Attack and your first attack this turn.” So, the only way it can be an attack is if it is played as a defense.
- 2- Avoid and Assault from the Black Phoenix Fan says, “If this defense is successful, it is also your first attack this turn.” So, if the defense is successful, you get the benefit of it becoming your first attack. However, because of the way the text is written, you can play the card as an attack only, without the benefits from the “If this defense is successful” part of the text.
- 3- Hook and Sever from the Kama says, “If this block is successful, it remains in play as your first attack this turn.” So, if the defense is successful, you get the benefit of it remaining in play as your first attack. However, because of the way the text is written, you can play the card as an attack only, without the benefits from the “If this block is successful” part of the text.

**Diamond Icon :** Whenever a Diamond Icon appears before the title of a card, that means that only one copy of that card may be in play on your side.

**Dirty Trick:**

**Dirty Tricks cannot by nature be blocked, they do NO damage unless specified, and cannot by any effect be made a Power Blow. You may play Dirty Tricks even if Disarmed, Unarmed, or Considered Disarmed.**

**For example, you do not need a sword to kick, low blow, forearm slam, etc.....**

**Disarmed, Unarmed & Breaking Weapons:** During the course of the game, you may become Disarmed, or your weapon may be broken. Any card or effect that states that it will “Disarm” your opponent means only one weapon is Disarmed. The person that is being Disarmed chooses which weapon is to be Disarmed. If your weapon is broken, you are Unarmed, unless you are using two or more Weapons of Choice. In this case, all weapons must be Disarmed and/or broken for a player to be Unarmed. If either occurs, you may not play attacks or blocks that require the use of a weapon, but can play attacks that have an effect that allow them to be played (example: Dirty Tricks, Martial Arts, etc...). Any Guards or weapon related Standing Defenses are removed from play unless you have a way to play the Standing Defense while Disarmed, Considered Disarmed or Unarmed. When you first become Disarmed during your turn, you may not roll during your May Do/Must Do phase to regain your weapon until the beginning of your next turn. During your 'May Do' phase, you may roll for a one in six chance (or make a Hard Exertion to increase the chance to three in six) to try to rearm yourself for each weapon Disarmed.

You do not have this chance if your weapon was broken, however there are cards and effects that will allow you to get a new weapon if your weapon is broken or you are Unarmed (Example: Extra Weapon, Weapon Stash, etc...). While Disarmed, you may not play any Weapon Of Choice cards or cards with Blade in the title. Any Weapon Of Choice or Blade cards that pertain to the Disarmed or Unarmed weapon are Discarded from play. You cannot attempt to Disarm or break a player's weapon that is already Disarmed or broken. If you manage to recover a Disarmed or Unarmed weapon and you had more than one Weapon of Choice Disarmed or Unarmed, you may choose which one is recovered. Disarmed or Unarmed is NOT Prevention due to game mechanics.

**DISCARD:** These are effects that either force you to Discard cards from your Hand or allow your opponent to Discard cards from your Hand. These effects are always prefixed with the DISCARD Keyword, or can be found in the compatibility lists later in the rule book.

**Discard Pile:** You or your opponent may search through either players Discard Pile, though if you wish to search your opponents Discard you must ask first. Neither player may shuffle or otherwise change the order of the cards in any Discard Pile. When Sweeping cards or Discarding cards from your Hand, you may place them in any order on the top of your Discard Pile. If your opponent Discards cards from your Hand, he may choose the order in which they are placed on top of your Discard Pile. Discarding from the top of your Endurance and cards Discarded from an Exertion must stay in their original order.

**Discard to Use Cards:** The Game Text on these cards usually begins with "Discard this card from play" or “Discard from the game”. You may not use a “Discard to Use” card the turn it is put into play. It becomes eligible to Discard after your opponent has played their first card on their next turn.

**Draw:** These are effects that allow you to draw cards outside of your Draw/Discard Phase. These effects are always prefixed with the DRAW Keyword, or can be found in the compatibility lists later in the rule book.

**Duplicating A Cards Effects:** If you are duplicating a card's effects, you do not need to meet the requirements for that card to achieve duplication. However, if the card being duplicated has other requirements to achieve its effect, those requirements must be met. If a card being duplicated has any "play in conjunction" cards attached to it, the effects of the "play in conjunction" cards are also duplicated. Any other effects modifying the duplicated card are nullified.

Example 1: Player A plays Police: Remove Situation in conjunction with 3 Excessive Force. Nakano duplicates the Police, and the effects of the Excessive Force since they were played in conjunction with the Police.

Example 2: Player A plays Bassett & Hotchkiss (1ed) and Discards 3 Attacks to cause both players 3 Ability loss, Nakano can duplicate the Bassett & Hotchkiss, but must Discard his own Attacks to activate it since the Discarding is not "played in conjunction".

**Edge Cards:** These cards are not Special Cards. You may play as many Edge Cards per turn as you wish. Edge Cards played in conjunction with any card are countered if that card is countered. You may always play Edge cards unless card text specifically says you cannot.

**Endurance Size:** You must begin the game with an Endurance of at least 50.

**Events:** Event Cards briefly affect battle, and are normally swept during your next Sweep Phase.

**Exertions:** An attempt to draw on inner reserves of strength, through use of ones Endurance, is known as a Hard Exertion. To make a Hard Exertion, reveal the top 5 cards from your Endurance. Any cards that you reveal and do not use are placed into your Discard Pile after the Hard Exertion has been fulfilled. Each Hard Exertion may only be used for one function. You may only Exert in your May Do/Must Do, Defense and Attack Phases. You may only make one Hard Exertion per turn. After you make a Hard Exertion, you may no longer play cards from your Hand during your current Phase. This does not end that Phase, it only ends your ability to play cards from your Hand during that Phase.

For this reason, it is important to remember to play everything you wish to play from your Hand before Exerting. The standard uses for a Hard Exertion include: making a Power Blow, making a Power Block, searching for a Defense, searching for an Attack, Exerting for a card effect, for becoming un-Prone, Exerting for an Illusion, for rearming yourself or Exerting for "nothing". These are known as Standard Hard Exertions. Before you make a Hard Exertion you must always declare what you are Exerting for, and how many cards you will Exert (if there are any effects in play that modify the size of Exertions). These are known as Hard Exertions. If forced to make an Exertion, it is not considered being forced to Discard cards from your Endurance.

**1.) Power Blows:** To make a Power Blow, declare one of your Attacks a Power Blow then make a Hard Exertion during your Attack Phase. When you make an Attack you play a Power Blow it does an additional 2 points of damage. You may only make one Power Blow per turn. If you make a Power Blow, your opponent has the right to make the next Attack they play during their turn Hidden (see Hidden Attacks). If an Attack is already a Power Blow, you cannot make it a Power Blow again by making a Hard Exertion, however, you can modify a Power Blow into a Head Shot. If you have a card that must be played in conjunction with an Attack that is considered a Power Blow, play the card first then make the Attack a Power Blow.

**2.) Power Blocks:** To make a Power Block, declare which of your blocks you are making a Power Block then make a Hard Exertion during your Defense Phase. You can only make a block you play a Power Block against an Attack that is a Power Blow. You may play a block against a Power Blow and not make it a Power Block, but you take 2 damage. If a block is already a Power Block, you cannot make it a Power Block again. If you have a card that must be played in conjunction with a block that is considered a Power Block, play the card first then make the block a Power Block.

**3.) Searching for an Attack:** There may be times where you do not want to play an Attack from your Hand, are restricted to Exerting for one, or just do not have an Attack in your Hand. You may make a Hard Exertion in hope of finding an Attack that you can legally play. You may play one Attack from the Hard Exertion, then Discard the unused cards. It is possible to make an Attack you play from your Hard Exertion Hidden (see Hidden Attacks). If you have a card that requires an Attack to be played in conjunction with it, play the card first, then Exert for the Attack to play with it. If no card is playable in the Hard Exertion, any cards played "in conjunction" are Discarded without effect.

**4.) Searching for a Defense:** You may search from within the cards revealed in a Hard Exertion for a Defense. You may play one legal Defense from the Hard Exertion. If you have a card that requires a Defense to be played in conjunction with it, play the card first, then Exert for the Defense to play with it. If no card is playable in the Hard Exertion, any cards played "in conjunction" are Discarded without effect. You may not Exert for a Defense unless you have an Attack pending against you.

**5.) Exerting for an Illusion:** You may make a Hard Exertion during your turn to search for an Illusion. You may play only 1 Illusion found in the Exertion.

**6.) Other Exertion Uses:** Some cards or effects, like Exerting to "Regain your feet" (see Prone) or Exerting to satisfy a card effect or persona power may require you to make a Hard Exertion.

**7.) Exerting for "Nothing":** There may be times where you do not want to play any cards from your Hand, you are unable to play cards from your Hand, or a strategic element calls for a Hard Exertion. This type of Hard Exertion is known as an Exertion for "Nothing" or a "Useless Exertion". If you chose to make a "Useless Exertion" it must be made before the end of your Attack Phase.

**Exhaustion:** When the last card in your Endurance is drawn, Discarded or otherwise taken from your Endurance, you Exhaust. You lose 5 Ability during your next Ability Adjustment Phase. Reshuffle your Endurance and all the cards in your Discard Pile together and continue play. If there are no cards in your Endurance and no cards in your Discard Pile to shuffle together and form a new Endurance pile, you immediately adjust your Ability to zero, and begin your Draw/Discard Phase.

**Foil Weapon Of Choice Cards:** Next to the Hand Icon on the back of Foil Weapon of Choice cards, there is an Attribute Gem with a "+" and a number inside it. These cards are legal for play in Type One Format, the attributes on the back of the card have no effect.

**Guard:** A Guard allows you to block a large grid area, and unlike a normal block or dodge, does not need to be swept during your Sweep Phase. You can leave it in play and block with it again next turn! A Guard is still a block. If you make your Guard a Power Block, it is only a Power Block for that turn. While you have a Guard in play, you cannot attack to the areas covered by the Guard. You must remove your Guard from play in order to play a new Defense, or attack to those areas. Remember, as with other blocks, if you just blocked with your Guard, you may only attack to areas not covered by that Guard. You may drop a guard you have in play at any time during your turn, but still must adhere to attack restrictions if that was the last Defense you defended with during your turn. During your May Do/Must Do Phase you may put into play 1 unprovoked Guard per turn (this does not count as a card played).

**Head Shots:** A Head Shot: Event Card is played in conjunction with an upper attack. That Attack instantly becomes a Power Blow. If your opponent cannot play a successful Defense against the Attack, or avoid it, they lose the game and their head immediately. Your Attack must be able to become a Power Blow to be a Head Shot. There are cards other than the Head Shot: Event that may modify an Attack to become a Head Shot, or Attacks that by Game Text are Head Shots.

The same rules pertaining to the Head Shot: Event also applies to these cards. If an effect modifies an attack that was previously a Head Shot so that it is no longer a Head Shot, the attack remains a Power Blow.

**Hidden Attacks:** If you have the opportunity to play a Hidden Attack, you may play it face down. Your opponent will need to guess which area to defend. After they have played all of their Defenses, reveal the Attack. This is one of the few instances where a player may play an inappropriate Defense. If the Defense is inappropriate, your opponent is allowed to Exert for a better Defense, but may not play a new Defense from his Hand against that Attack. If your opponent does not wish to play a Defense from their Hand against the Hidden Attack, you reveal the Attack, and they may choose to Exert for a Defense. If a Hidden Attack is a Power Blow, the attacker must declare that the Attack is a Power Blow before he ends his Attack Phase. If asked how the Attack is a Power Blow, the attacker may respond with "Card Effect" if text on the card or some other card effect makes it so. If an Attack cannot be blocked and/or dodged by text on the Hidden Attack, the attacker does not have to disclose this information to the defender. However, if the card text allows for a choice (for instance, the Attack may be made unblockable or undodgable), the attacker must disclose which choice is in effect when the Attack is played. Any attack where you choose a grid and/or add a grid cannot be played Hidden.

### **Hidden Attacks – Exerting To Defend**

- 1- Declare your intention that you are exerting for a defense against the hidden attack.
- 2- Play any "in conjunction" cards on the table that are intended to amplify the defense found in the exertion. Play or activate any card or effect that will alter the exertion.
- 3- Retrieve the cards for the exertion from whichever source (Hand, Top of Endurance, etc....) and hold them separate.
- 4- The hidden attack is revealed.
- 5- Use the cards in the exertion to determine if you have an appropriate defense for the attack.  
\*If you have an appropriate defense, you may choose to play it to defend the attack. The other cards from the exertion are placed in the Discard Pile.  
\*If no appropriate defense is found, immediately Discard any "in conjunction" cards you played for the exertion. The cards from the exertion are placed in the Discard Pile.
- 6- Resolve any immediate effects of the successful attack(s) if any.

### **Hilts**

**These are unique cards that may only be played or put into play to enhance a Weapon of Choice. You may have one hilt per Weapon of Choice you have in your Pre-Game, or one Hilt in play if you are not using a Weapon of Choice in your Pre-game (as it is assumed you have a sword).**

- If you become Disarmed, any hilt you have in play for the weapon Disarmed, is removed from play and placed in the Discard Pile.

**- Hilts attached to a Weapon of Choice using the Arms & Tactics (Meld) are flipped face down just like the Weapon of Choice when it is Disarmed (When you rearm, they flip face up).**

- Your Hilt(s) are not Discarded from play if you are "Considered Disarmed" or have a weapon that is "Considered Broken". **However, during those effects, the Hilt(s) are nullified.**

**How Triggering Works:** The cards with this effect will have text that usually begins with "Discard

from the game to ..." or "Discard from play to..." or "Discard to use" or the TRIGGER keyword. You may not use a Trigger effect the turn it is put into play. It becomes eligible to use the Trigger effect after your opponent has played their first card on their next turn. Effects that are triggered by damage must be a minimum of one damage unless otherwise specified.

**Ignoring:** For the purpose of game mechanics, "ignoring" is considered to be nullifying in the singular sense. Ignoring a target nullifies the effect/text of the target for the duration of the ignore effect only for the player doing the ignoring.

Example: Player A has Leo Adkins in play and a hilt in play. Player B plays a 2ed Focus to ignore the Leo Adkins and plays a Misfortune to remove the hilt from play. The text on Leo Adkins cannot activate because the text is nullified for Player B by the ignore effect of Focus during his turn.

**Immediate Effect:** These are effects which must be resolved the moment they are played or activated. Nothing can interrupt the Immediate Effect of a card other than countering the card. Police : Remove Situation or Holy Ground are examples of Immediate Effect.

**Losing An Attack:** When you lose an attack, it is not prevention or a restriction. Nothing is stopping you from being able to attack, you just lost an attack. The attack lost is your primary or first attack opportunity. Losing an attack effects are cumulative. If you are faced with two or more effects where you lose an attack, the first is obviously your primary attack, the second would affect the first additional attack opportunity you have available, and so on. If you have two effects against you where you lose an attack but only have one attack opportunity, then the effect which would target the second attack opportunity has not target so does not apply.

Example:

Player A- is using the Rapier WoC, so has two attack opportunities and plays two attacks.

Player B- defends the attacks, then plays an attack of his/her own.

Player A- plays an Evade (You lose one attack) to defend the attack, and so loses his/her primary attack opportunity. However, can still play the additional attack gained from the Rapier Woc, so plays an attack.

Player B- defends the attack, then plays an attack of his/her own, and plays a card that also has an effect that causes his opponent to lose an attack.

Player A- plays an Evade (You lose one attack) to defend the attack, and so loses his/her primary attack opportunity. However, now since there is another effect in play causing Player A to lose an attack, Player A has lost not only his/her primary attack opportunity, but also the additional attack opportunity gained from the Rapier WoC. In this case, Player A would have to use another effect to gain another attack opportunity or not attack.

**Martial Arts Attacks and Defenses:** These are attacks and defenses that are done physically without the use of a weapon. You may play Martial Arts Attacks and Defenses even if Disarmed, Considered Disarmed or Unarmed. Martial Arts attacks cannot be a Head Shot.

**Multiple Attacks:** Normally, you have only one opportunity to attack per turn. However, you may gain additional attack opportunities through the use of other cards or your Persona Power. For each opportunity you have, you may play one Attack from your Hand, play a card that is played in place of an Attack, or make a Hard Exertion for an Attack. The sequence of your Attacks determines the order in which your opponent must defend. You may not rearrange the order of Attacks once you have played them. If you Exert for an Attack however, you may insert that Attack anywhere along the sequence. You must either play your primary Attack or forfeit your primary Attack opportunity before playing any additional Attacks.

**Multiple Defenses:** When defending against multiple Attacks, you have a couple of options on how this is settled. The playing of Defense cards and attack resolution happen for each Attack in order of their sequence simultaneously. Defenses must be played in the order of the sequence of the Attacks. The only time this differs is when you declare that you will be Exerting for a Defense for one of the Attacks. In this case, prior to the Exertion you may play any Defenses against the remaining Attacks before you Exert for the Defense of one Attack. If you find in the Hard Exertion a Defense that will defend and can carry over to the remaining Attacks, you have the option of letting that happen so long as you Discard the Defenses you already declared for those remaining Attacks. Be careful with how you do this because even though you have already declared Defenses for the remaining Attacks, if you do not find a Defense in the Hard Exertion, you will be subject to any effects that are triggered by the Attack being successful which can effect the Defenses you already declared for the remaining Attacks. Below are some examples.

***Example #1- Normal Scenario without Exertion***

Player A – plays 3 Attacks (Upper Center Attack/Lower Right Attack/Middle Left Attack)

Player B – plays either one Defense to defend all Attacks or plays a Defense for each Attack or a combination of these two options starting with the Upper Center Attack and continuing one Attack at a time through the sequence.

***Example #2 Scenario without Exertion that has a triggered effect happening***

Player A – plays 3 Attacks (Zachary Blaine Pistol /Upper Right Attack/Middle Right Attack)

Player B – declares the Pistol successful (Discards appropriate Defenses from Hand due to the immediate effect of the Pistol being successful), then plays the Defenses for the remaining Attacks in order of sequence and resolving them one at a time beginning with the Upper Right Attack.

***Example #3 Scenario with an Exertion being made***

Player A – plays 3 Attacks (Upper Right Attack/Lower Center Attack/Middle Left Attack)

Player B – declares that he will Exert for the Defense against the Upper Right Attack, which allows him to play Defenses for the remaining Attacks prior to the Hard Exertion. The attack resolution still begins with the first Attack and is resolved in order. So with that in mind, he plays a lower left block which should defend against both remaining Attacks. Once this is done, he makes the Exertion to defend against the first Attack. He finds an Evade in the Hard Exertion and applies it to the first Attack as the Defense. Then we go to the resolution of the remaining Attacks. They are both defended against by the lower left block so are declared unsuccessful and Player B has taken no damage from Attacks this turn.

***Example #4 Scenario with an Exertion and a triggered effect happening***

Player A - plays 3 Attacks (Upper Right Attack with Hammer Blow THBS and Master's Head Shot Edge/Kurgan Dirty Trick/Upper Left Attack)

Player B – Declares that he will Exert for the Defense against the Upper Right Attack, which allows him to play Defenses for the remaining Attacks prior to the Hard Exertion. The attack resolution still begins with the first Attack and is resolved in order. So with that in mind, he plays a Guard (lower) with Alertness: Block against the Dirty Trick, and then plays a Guard (upper) against the Upper Left Attack. Once this is done, he makes the Hard Exertion to defend against the first Attack.

The only Defense he finds in the Hard Exertion is an upper center block which he must play in order to not lose his head. He plays the upper center block from the Hard Exertion as his Defense against the Upper Right Attack. The immediate effect of the Hammer Blow activates since the Attack was successfully blocked which removes all Standing Defenses in play. Both Guards are removed from play. Now having no options of defending the remaining Attacks Player B elects to let the upper center block remain in play to also defend the Upper Left Attack. He declares the Dirty Trick successful and is now Prone. He then resolves the Upper Left Attack which is successfully defended by the Upper Center Block.

End Result: Player B is Prone, has 4 Damage pending, but has kept his head this turn.

***Example #5 Defending Multiple Attacks When You Have Multiple Exertions -***

If the defending players can make multiple Hard Exertions for a defense during their Defense Phase, they make choose to Exert for individual attacks.

Player A has played 5 attacks. It is Player B's turn and he is playing as Quentin MacLeod and can make 2 Hard Exertions. Player B plays defense from his Hand against the first, third and fifth attacks. Because Player B has the opportunity to make multiple Hard Exertions, he must announce whether he is going to make ONE Hard Exertion or MULTIPLE Hard Exertions prior to making his first Hard Exertion. If he chooses to make a single Hard Exertion, he may play a defense from that Exertion on any of the eligible attacks. If he chooses to make multiple Hard Exertions, he must state which attack he is defending and may only play a defense from that Exertion on the stated attack. He may then repeat this process on other attacks so long as he has Hard Exertions he can make. He MUST choose the attacks in the order they are played, if making Multiple Exertions. Player B may skip attacks in the sequence (if making multiple Exertions), but cannot go back to them, and when skipped they are considered to be successful

**Nexus (HTGP-04) is not a RETRIEVAL effect due to game mechanics. (This update takes effect on September 01, 2023.)**

**Nullifying** - Unless specified on the card what is nullified, nullifying a target nullifies the effect/text of a target for the duration of the nullify effect for both players.

**Nullifying Or Ignoring Persona Abilities Or Pre-Game Cards:** If your persona ability or pregame cards are nullified or ignored, any part of which affects gem assignments used in deck construction are not affected.

**Off-Hand Weapons of Choice:** Off Hand Weapons Of Choice have a sideways Hand Icon printed on the back of the card. An Off Hand Weapon of Choice is still a One Handed Weapon of Choice. Off Hand Weapons of Choice are designed to be played with other Weapons of Choice, but can be played singularly. If the text states that it must be played with another Weapon of Choice, then it can be played with a Primary Weapon of Choice or another Off Hand Weapon Of Choice. If the text says that it may be played with another Weapon of Choice, then it may be played with either a Primary Weapon of Choice or another Off Hand Weapon of Choice, or by itself.

**Paying a Cost:** Playing a cost is when you must perform an action to get a result. Paying a cost is not considered being forced to Discard from your Hand or Endurance.

Example 1- If you have to Discard a card or perform an action to play a card (like Master's Advance or being Prone), you only have to Discard a card to play a card from your Hand. If you exert for a card to play, you do not have to Discard to pay the cost if the text says the action must be performed to play a card from your Hand.

Example 2 - If your opponent is playing with the Short Sword WoC you must Discard a block to play a non-basic block. Since the text does not specify "from your Hand" you would have to Discard a block to play a non-basic block from your Hand or from an Exertion.

### **Personas That Have Pre-Games With The Same Name**

**Some Personas have different Pre-Game cards that do different effects than the Persona, but share the same Title on the card. The best example is Darius the Persona and all of his optional Pre-Games named "Darius". There are others Like James Horton, Andre Korda, etc....**

**Using the Darius cards as an example, Pregame cards do not follow the "Ally In-Game" rule (for example: If your opponent is Darius, you cannot play or put into play the Darius Event). So, if your opponent has a Pregame titled the same as your opponent, they may use it normally. For example:**

**PLAYER A - Is playing as James Horton**

**PLAYER B - Is playing the James Horton Pre-Game**

**Player B - Cannot play the "James Horton" event because it goes against the "Ally In-Game" rule. However, can play a card that does direct damage and gain the bonus from the Pre-Game James Horton.**

**Persona Abilities with Deck Construction:** When using a persona that allows more than the 6 of any card, it supersedes the 6 of any unique card rule found in the Deck Construction section. For example, Ramirez can include 12 slashes. You may have 12 of any slash so long as the Slash does not have a restriction number on the card. If it does, you must adhere to the restriction number on the card. This also applies to Anthony Galen, Xavier St. Cloud, as well as any persona with a like ability.

**Play In Place Of An Attack:** When a card states “Play in place of an attack.”, the attack it is referring to is the Primary attack only.

**Plots:** Plots that are “put into play” are treated the same as if they were played from your Hand. Any 1ed or Raven cards that have Situation : Plot or Event : Plot in their text are now considered to be just Plot. This does not apply to (Event:Plot?) which is treated as an event.

**Sequence Plots :** Sequence Plots may have a requirement to be played. Sequence Plots take effect on the game only during the turn that they enter play (and, sometimes, your opponent's next turn). Sequence Plots have a final Plot card that finishes the Plot Sequence, usually having a devastating effect and removing all the prior Plots in the sequence from play. You may only have one of each unique Sequence Plot in play at a time.

**Stand-Alone Plots :** Stand-Alone Plots are much like Situations or Objects. They act alone and have a permanent effect on the game. You may only have one of each unique Stand-Alone Plot in play at a time.

**Pregame +1 and MCBC Cards:** There are many versions of these cards throughout the three editions. As well as following the version rule, you may only increase your maximum ability during deck construction once by using these types of pre game cards. For example, Connor cannot use a +1 pregame from 1ed with a +1/MCBC from 2ed to begin the game with 17 ability.

**Pre Game Cards That Allow You To Include Cards:** When a non-Weapon of Choice Pre-Game card states that the persona can include certain cards in their deck they may not normally be able to, they may use these cards normally. This does not apply to cards like Darius, Teacher of Many, Benefit of Experience, etc... , which specifically state that they must be played at the time the card is played or brought into play.

**Pre-Game Crystals:** Crystals do not have to be in a specified order, and do not count against your Pre-Game limit. You must still abide by the 1 unique Pre-Game rule.

**Primary Weapons of Choice:** Primary Weapons of Choice have a vertical Hand Icon printed on the back of the card. Normally, you may utilize only one Primary Weapon of Choice. It cannot be removed from the game. Any player not using a Weapon of Choice is still considered to be using a one Handed weapon (one Hand Icon) and has a free Hand. Your Weapon of Choice may require one Hand (one Hand Icon) or two Hands (two Hand Icons) to wield. If you are Disarmed, your Weapon of Choice is turned face down and is out of play until you have regained your weapon or have replaced your broken weapon. While Disarmed, you cannot play Weapon Specific Cards relating to that Weapon. If you happen to be using two Weapons of Choice and are Disarmed, you decide which Weapon of Choice is Disarmed.

**Prone:** During the game, you may become Prone. When you first become Prone during your turn, you may not roll during your May Do/Must Do Phase to become un-Prone until the beginning of your next turn. If you are Prone, you must Discard a card from your Hand with the same Icon type as any card you play from your Hand. If you are Prone, during you May Do/Must Do Phase, you have a 1 in 6 chance of 'regaining your feet'. You may increase this chance to 3 in 6 by making a hard exertion before making the roll.

**Putting Attacks In To Play :** Effects that put attack(s) in to play may only be used during your Attack Phase. Because the attack(s) is put in to play, no cards may be played inconjunction with the attack(s). The attack(s) being put in to play must follow any attack restrictions that would apply if the attack(s) were played normally.

**Ranged Attacks:** Ranged Attacks are Special Attacks and you can never play a block to defend against them unless an effect (example: Shield WoC ability) allows you to do so. You may play Ranged Attacks even if Disarmed, considered disarmed or Unarmed. If a card turns a non-Ranged Attack into a Ranged Attack, it loses all other subtypes, card text, and gains the above rules (any cards in conjunction with that Attack that would now be illegal are removed from play).

**Redirecting Damage and Ability Loss:** When a card is played that redirects Damage or Ability loss, that card does not become the cause of Damage or Ability Loss. It is redirecting the Damage or Ability Loss, so cannot be targeted by a redirecting effect.

Example:

Player A - Plays Boom Boom against his opponent. (effect causing ability loss)

Player B - Plays Really? (redirects the ability loss to Player A)

Player A - Cannot play a Really? to redirect the ability loss, so loses one ability.

**Removing Pre-Game Cards from the Game:** If a pre-game card allowing you to add cards to your Endurance is removed, the added card or cards are not removed and may still be played normally. If a Pre-Game card that modifies your attributes during deck construction is disarmed, broken, or removed from the game, you do not remove the cards allowed and may continue to play those cards normally.

**Removal:** Removal effects are any effect that would remove an in-game or pre-game card from the game. These cards either have the keyword REMOVAL: in their text or have the effects described here.

**Retrieve:** These are effects that allow you to search and move a card from one deck location to another (i.e. from Discard Pile to Hand, etc). These effects are always prefixed with the RETRIEVE Keyword, or can be found in the compatibility lists later in the rule book.

**Sheathing and Drawing Weapons:** You normally begin play with all weapons Drawn. You may only Sheath or Draw a weapon if an effect in play allows you to do so. If you have no weapons Drawn, you are Unarmed. If you have hilts and/or Weapon Specific cards in play when a weapon is Sheathed, the affected cards are flipped over and have no effect on play. When the weapon is Drawn, those cards are flipped over and effect play normally.

**Situations & Objects:** Both Situations and Objects remain in play after being played. You may have multiple copies of the same Situation or Object in play at once.

**Special Attacks:** Special Attacks may not be Power Blows, may not be Hidden, and may not be pulled from an Exertion when searching for an attack. If a Special Attack states it can be made a Head Shot, it may only be made a Power Blow as long as it is also a Head Shot. If a Special Attack states it can be made a Power Blow, it may also be made a Head Shot (as long as any requirements on the card are met). Edge cards can be played in conjunction with Special Attacks. If a card turns a non-Special Attack into a Special Attack, it loses all other subtypes and cannot be a Power Blow.

**Stacking Effects:** Identical versions of Objects, Situations, and Locations with continuing effects do not compound their effects, or stack, unless the cards specifically state that they stack or are cumulative. Different cards with similar effects do stack.

**Cumulative:** Identical versions of Objects, Situations, and Locations with continuing effects do not compound their effects, or stack, unless the cards specifically state that they stack or are Cumulative. Different cards with similar effects do stack. The Cumulative effect is prefixed with the CUMULATIVE Keyword, or can be found in the compatibility lists later in the rule book.

**Standing Defenses:** Standing Defenses are a type of card that remain in play and affect the game until they are removed. These cards state that they are a Standing Defense. You may play non-gridded Standing Defenses during your Defense or Attack Phase even if you have not been attacked. You may drop (Discard) a Standing Defense you have in play at any time during your turn.

**Successful Attacks:** An attack becomes successful if your opponent did not play a Defense or use an effect that will block or avoid the attack. An attack usually becomes successful during the defending player's Defense Phase. That player may declare an attack successful before the end of their Defense Phase, instead of waiting for the end of the Defense Phase. Any effects of a successful attack occur the moment the attack becomes successful.

**Trigger:** A card with a Trigger effect must already be in play in order to use. You may use the effect by removing the card from play and placing it in your Discard Pile (or removing it from the game if the card says to do so). You may not use a Trigger effect on a card until it has been in play and your opponent has played at least one non-Edge Card or made a Hard Exertion. You may use Trigger Effects during your opponent's turn. Effects that are triggered by damage must be a minimum of one damage unless specified otherwise by card text. These effects are always prefixed with the TRIGGER Keyword, or can be found in the compatibility lists later in the rule book.

**Wound:** Wounds are Situations that represent ongoing negative effects caused by Attacks. Wounds always have a requirement (i.e. You may only play this card if you played a successful Attack last turn). Unlike other Situations, once the requirements of a Wound are met, they may be put into play and are not considered a Special Card played. You may only put into play one Wound per successful Attack.

## FAQ (FREQUENTLY ASKED QUESTIONS)

**Ability** – The only cards that can raise your maximum Ability are ones that specifically state that they do. If a player is at their maximum Ability and a card is played that gains Ability (but does not raise the maximum), no Ability is gained.

### **Allowance Card Removal -**

Question: If you played an Allowance card with the allowed card and they are both in play, then your opponent Captured, Nullified, or Removed from Play or the Game, your Allowance Card, what happens to the Allowed card?

Answer: Since the effect of the Allowance card has already happened and the allowed card is in play the allowed card remains in play.

**Amanda [SE] - Damage from Attacks** - Amanda's Attacks do half of the normal damage. When Amanda plays an Attack that says it does 'X' damage, the amount of damage on the card supersedes Amanda's half damage Attacks. Any additional damage is added on to that amount. Example1: Amanda plays a Thrust. A normal Attack does 2 damage. Amanda does 1 damage. Thrust does an additional point of damage if successful, and would do 2 points of damage to her opponent.

**Armor and Damage** - No matter how many Armor you have in play, an Attacks damage is only reduced by 1.

**Armory and Rearming** - The Armory: Situation does not cause a player to re-arm if it is played while that player is disarmed. It merely prevents players from being disarmed while it is in play. While The Armory is in play, you may not play cards which may disarm your opponent.

**Arms and Tactics: "Break Glass"** - If your opponent has any cards in play that prevent you from playing a certain type of card, you may use the Arms and Tactics: "Break Glass" to ignore ALL cards and effects that prevent you from playing any types of cards.

### **Arms and Tactics PP-2021 -**

Question :If I used this card on a WoC and Hilt I have in play, can I play another Hilt with that WoC?

Answer : No, that WoC has a Hilt attached to it

Question : If I do not have a Hilt to play with this PreGame, if I take control of a Hilt during the Game can I attach it then?

Answer : No, the PreGame takes place before the Game begins ONLY.

Question : If the Hilt says "When this card enters play ...." what happens?

Answer : Because the card never "enters play" during the Game, it has no effect.

**Bait and Switch** - Bait and Switch has prerequisites that must be met in order to play the card.

**Basic Attacks and Power Blows** – If you make an Exertion to make a Basic Attack a Power Blow

(not a Head Shot), you cannot answer "card text" if asked the source of the Power Blow, you must state the Exertion was to make the Attack a Power Blow.

**Berkeley Games Distributors** - This card determines your base number of Attacks on your turn. There is no "chance of success" inherent to this roll. Thus, it cannot be modified by Iron Will.

**Bumping** – The only cards that "bump" other cards from play are Locations, unless specified on the card.

**Byron Quickening (Q2018-002) –**

Due to game balance, this card does not work with the Scythe Weapon of Choice.

**Capturing A Card In Play And Putting It Into Play Under Your Control**

When you do this type of effect, you do not need to fulfill the requirements of the card.

**Cards That Are Special Attack/Block:** These cards that are Special Attack/Block are considered both when being targeted by any effect relating to Special Attacks, Attacks, blocks, or Defenses

**Cat And Mouse (Plot) –** All Cat And Mouse (Plot) cards allow multiple copies to be in play.

**Chessex - Losing Your Attack Phase** - If you play two Events, there is no way to be able to get an Attack Phase this turn. If you play one Event, and remove Chessex, you still have an Attack Phase.

**Chessex - Darius and Chessex** - Darius is an Event and counts as one of your Events for Chessex. However, you may play an Event and a second Event in conjunction with Darius even though this is now 3 Events, since Darius is played in conjunction with the second Event. This will not allow you to play Darius in conjunction with a Special other than an Event and still play an additional Event.

**Circular Parry** - Circular Parry will only increase the chance of success on cards with the title Disarm.

**Colin MacLeod** – In regards to his Persona Ability, Quickening and persona specific cards, references to Allies should be read "Unique Ally".

**Combination - Hugh Fitzcain and Kanwulf and Attack Modifiers** - Any damage modifiers on the individual Attacks (i.e. Thrust) still apply to the single Attack formed by Combination.

**Connor MacLeod Alternate Persona** – You cannot have an Ally in play to use his Persona Power, and after you have used his Persona Power you cannot have an Ally in play for the remainder of that turn.

**Continuity - Power Blocks** - Continuity only affects the next 3 Defense cards "played" for the turn the Defense was played.

**Corda And Reno (2ed Persona's)** - You may only use the persona Ability of the currently active one. You cannot use both of their persona abilities at the same time. You may decide which one to start as after drawing their Hands. You only get two Hand Icons between the two immortals. So they do not each get their own weapon. They are both considered to be using the same weapon. The reason disarming once doesn't disarm both is because they each have their own status for weapon effects. You only "win the game by headshot" if you take the last remaining of the pair's head.

**Corda And Reno (2ed Persona's) and the Quality Blade (+1)** - If you use Quality Blade (+1 Ability) your active persona will be at +1 Ability. This will enable you to have an extra card in the inactive persona's Hand.

Example: If I start the turn as Corda with 9 Ability, and switch to Reno, Corda never hits an Ability Adjustment or Discard Phase, so he maintains the 9 cards in his Hand, even though his Ability goes back to 8 since he no longer benefits from cards in play. Reno, during his Ability Adjustment Phase, goes up 1 Ability because of Quality Blade, and then may draw up to 9 during the Draw Phase.

**Corda And Reno (2ed Persona's) and Card Effects** – Cards like their Flying Machines only work for the one that is active. A Watcher: Treatment would only work for the one that is active during the Ability Adjustment Phase. Cards that stay in play would affect the current immortal, who would be affected by all cards and effects "in game".

## **COST**

Any effect that causes a player to have to discard a card to play a card from their Hand. Cost effects are not Discard or Burn effects. **Prone is a Cost effect.**

**Darius: Event - countering** - When Darius: Event is countered, the card that Darius is played in conjunction with is countered.

**Darius: Event - Putting Cards Directly Into Play** - You cannot use a card which puts another card directly into play to bring a card brought into your deck with Darius: Event directly into play.

Example 1: Connor MacLeod plays Conjure, but cannot use it to bring Bowie Knife: Kern into play.

Example 2: Kern has Safe House in play with Alaine: Ceirdwyn underneath it. Kern's opponent plays Police to remove Safe House from play. On his next turn, Alaine comes into play without Darius: Event, a requirement for Alaine to be played. Alaine is Discarded without effect.

**Darius: Pre-Game** - You do not need to include the card whose Restriction number you are increasing. Also, you may only increase the Restriction number on cards that you can "normally" include in your deck. Cards from other Persona's, whether included in your deck through the use of a Quickening, Persona Power, Darius: Event, or some other means, are not "normally" allowed in your deck.

**Defenses That Become Your First Attack** - If you play a defense that states that if it is successful, it becomes your first attack, it does not fill your Attack Opportunity slot. You still have your normally allotted Attack Opportunities, this card only becomes the first attack in a possible sequence of attacks.

Example -

Player A is using the Short Sword (You may only play one attack per turn) - During his Defense Phase he plays a successful Block and Strike as his last defense. That defense now becomes his first attack at the beginning of his Attack Phase. Since he has not played an attack yet, he can still play the one attack allowed by the Short Sword, and it is now the second attack in the sequence.

## **Desert [1ED]– How Desert Works**

Example 1 – Turn 1 Player A plays Desert from his Hand during his turn. Player B Discards 2 cards at the beginning of his turn. Turn 2 Player A Discards 4 cards at the beginning of his turn (2 cards for each players turn). Player B Discards 4 cards at the beginning of his turn (2 cards for each players turn).

Example 2 – Turn 1 Player A uses a Pre-Game Gathering card to bring Desert into play, and must Discard 2 cards before the end of his May Do/Must Do Phase. Player B plays a Reconnaissance at the beginning of his turn and ignores the effects of Desert. Turn 2 Player A Discards 4 cards at the beginning of his turn (2 cards for each players turn). Player B Discards 4 cards at the beginning of his next turn (2 cards for each players turn).

**Director's Cut: Situation** - Director's Cut: Situation may only be used to fulfill the requirements of another Plot card. It does not duplicate the Plot card, and may not be used with Plots that do not have a requirement, such as Cat and Mouse. Director's Cut: Situation may stand in for additional Plot requirements as long as it is in play. You do not have to identify which requirement Director's Cut is fulfilling until you play a Plot needing a requirement. Director's Cut is NOT a Plot.

**Dirty Trick: Choke - Multiple Chokes** - If you have two successful Dirty Trick: Chokes in play against your opponent, cards from your opponent's Endurance are placed under each Dirty Trick: Choke at the beginning of his turn.

**Dirty Trick: Head Butt** - The player playing Dirty Trick: Head Butt Discards cards for its effect once the Attack is declared successful.

**Dirty Trick: Tackle** - Immediately after playing Dirty Trick: Tackle, roll to see if you are Prone. Your opponent must roll if and when Dirty Trick: Tackle becomes successful against them.

**Dual Type Icon Cards** – When these cards are in your Hand, your Discard, your Endurance, or under an Ingame or Pregame card you control due to a Capture effect, they count as both card types. Prior to when they are played or put into play, the type of card is declared and then is subject to the effects that target that card type. For example:

- 1- Player A has two Focus/Police in their Hand.
- 2- Player B has a Situation in play.
- 3- Player A then chooses whether to use it as an Edge or Event.
- 4- Player B then puts out another situation that has an effect so that Player A cannot play a Special card next turn.
- 5- Player A can only play it as an Edge, because he cannot play a Special, therefore, only has one choice if he plays that card.

**Duende** - Duende nullifies the Text of the Attack played against you, not any cards that modify the Attack.

**Exertions and Paying Costs** – Whenever a card or effect has a Cost that involves an Exertion, announce what you intent to do, you play all cards from your Hand for that Phase, and make the Exertion at the end of the Phase.

**Fast Draw** - If both players play this card, they cancel each other out and the previously determined player goes first.

**Feint: Duncan MacLeod and Guards** - If played with a Guard, that Guard only gains the benefit from Feint for that turn.

**Flamboyant Attack (1ed edge)** - Flamboyant Attack reduces all damage from the Attack it is played in conjunction with when the Attack becomes successful, but Flamboyant Attack has no effect on any Text the Attack may have not pertaining to damage.

Example: A player plays Flamboyant Attack in conjunction with Master Head Shot: Duncan. The Attack is successful. The Attack does no damage, but the player's opponent still loses his head and the game!

**2nd edition Focus/Foiled/Reconnaissance/Always The Last Place You Look** - These cards do not have to have a target to be played.

**Focus - Nullifying Situations** - Focus nullifies everything on a Situation but its Type and Title. A

Situation that is Focused can still be affected cards that affect Situations.

**Focusing Cards that "Hold" (Capture) other cards** - There are some cards that can store or "hold" other cards within them. Typically, the cards being held are placed face-down underneath the card in play that is holding them. If that card is nullified through the use of Focus or other means, the cards remain underneath that card. If that card is removed from play, any cards being "held" are placed in the owner's Discard Pile.

**Forced to Exhaust:** If you are forced to exhaust as the result of a card effect, you shuffle your Discard Pile into your Endurance and lose 5 Ability. Being forced to exhaust is a separate mechanic from being forced to Discard from your Endurance.

**Four Horsemen Premium** - If both players have this card in their Pre-Game, they cancel each other out. Use the normal method of determining which player goes first.

**Four Horsemen and Persona Specific cards** - While Four Horsemen is in play, ALL Persona Specific cards, whether or not they belong to the Persona you are playing, are placed underneath Four Horsemen. *Generic Immortal [Substitute Basics]* - When this Persona substitutes a Special Attack/Block for a Basic, it counts only as a Defense during Deck Construction.

**Generic Immortal [Weapon Specifics] and Master's Advantage** - If Master's Advantage: Ramirez is in play, you cannot play more than the normal Restriction number of those cards until you have Exhausted or Reshuffled.

**Generic Immortals [All] and Master cards** - Without a Generic Immortal Persona, any version, you cannot use Master cards in any way. You must have Master Card slots in order to include Master cards in your deck.

**Gladius Pre-Game** – If you make a Power Blow or Power Block, you MUST Discard a card from the top of your Endurance to fulfill the effect of the weapon.

### **Group Classifications-**

**Armor** = These cards depict the different pieces of armor that an immortal may use. They are identified by having the word Armor in the title or sub-title of the card. They are divided into three categories reflective of the attack grid, which are Upper/Middle/Lower. You may only have one armor from each category in play at a time. The group classification of Armor applies to these cards as well as any other group classification they apply to. These cards are affected by any card or effect that targets Armor.

#### **UPPER ARMOR CATEGORY**

Cavalier Hat

Skull Helmet

Space Goggles

Crusade Helmet

Any card with Upper Armor in the title or sub title

#### **MIDDLE ARMOR CATEGORY**

Bone Armor

Crusade Gauntlets

Snake Skinned Jacket

Any card with Middle Armor in the title or sub title

## LOWER ARMOR CATEGORY

Any card with Lower Armor in the title or sub title

*Bystander* = These are cards that depict people who affect the fight knowingly, but anonymously. They are identified by having the word Bystander in the title or sub-title of the card. The group classification of Bystander applies to these cards as well as any other group classification they apply to. These cards are affected by any card or effect that target Bystanders. (Note: If a card has a proper name as a title and is sub-titled Bystander, you may only have one copy of that card in play.)

*Gypsy* = These cards are identified by having the word Gypsy in the title or sub-title of the card. The group classification Gypsy applies to these cards as well as any other group classification they apply to. These cards are affected by any card or effect that target Gypsies. (Note: If a card has a proper name as a title and is sub-titled Gypsy, you may only have one copy of that card in play.)

*Hunter* - These cards depict people that are known as Hunters. They are identified by having the word Hunter in the title or sub-title of the card. The group classification of Hunter applies to these cards as well as any other group classification they apply to. These cards are affected by any card or effect that target Hunters. (Note: If a card has a proper name as a title and is sub-titled Hunter, you may only have one copy of that card in play.)

*Immortal Ally* - These cards depict people that are known immortals. They are identified by having the words Immortal Ally in the title or sub-title of the card. The group classification of Immortal Ally applies to these cards as well as any other group classification they apply to. These cards are affected by any card or effect that target Immortal Allies. You may only have 1 of each unique Immortal Ally in play at a time. You may not have an Immortal Ally in play that shares the same name as your Persona or your opponent's Persona.

*Lawmen* - These cards depict characters that were associated with law enforcement. The group classification of Lawmen applies to these cards as well as any other group classification they apply to. These cards are affected by any card or effect that target Lawmen.

Detective Thomas Powell

Sheriff Howard Crowley

Sheriff Benson

Brenda Wyatt

Renee Delaney

Police

Investigation

MAX Detention Center

Avery Hoskins

Garfield

Inspector Bardot

Narc

Sergeant Franks

Commissioner Cominski

Sergeant Powell

Forensic Evidence

Lt. John Stenn

Matthew McCormick

Detective Walter Bledsoe

Any card that has LAWMEN in the subtitle

*Member* - These cards depict people that are known as members. They are identified by having the word Member in the title or sub-title of the card. The group classification of Member applies to these cards as well as any other group classification they apply to. These cards are affected by any card or effect that target Members. You cannot have more than one of each Member in play and cannot have a Member in play that shares the same name as your Persona or your opponent's Persona.

*Mortal Ally* = Any card that has a proper name only in the title or has Mortal:Ally in the sub-title. The group classification of Ally applies to these cards as well as any other group classification they apply to. These cards are affected by any card or effect that target Mortal Allies. You may only have 1 of each unique Mortal Ally in play at a time. You may not have a Mortal Ally in play that shares the same name as your Persona or your opponent's Persona.

*Pedestrian* - These are cards that depict people who affect the fight unknowingly. They are identified by having the word Pedestrian in the title or sub-title of the card. The group classification of Pedestrian applies to these cards as well as any other group classification they apply to. These cards are affected by any card or effect that target Pedestrian. (Note: If a card has a proper name as a title and is sub-titled Pedestrian, you may only have one copy of that card in play.)

*Reporter* - These cards depict people that are known as reporters. They are identified by having the word Reporter in the title or sub-title of the card. The group classification of Reporter applies to these cards as well as any other group classification they apply to. These cards are affected by any card or effect that target Reporters. (Note: If a card has a proper name as a title and is sub-titled Reporter, you may only have one copy of that card in play.)

*Vehicles* = These cards depict modes of transportation that may be used by an immortal. You may only have one Vehicle in play at a time. The group classification of Vehicle applies to these cards as well as any other group classification they apply to. These cards are affected by any card or effect that target Vehicles.

Stunt Bike

War Horse

Flying Machine/ Hover Board

Flying Machine/ Wings

Twin Blade Helicopter

Tank

Any card that has Vehicle in the title or sub title

*Watcher* - These cards depict people that are known as Watchers. They are identified by having the word Watcher in the title or sub-title of the card. The group classification of Watcher applies to these cards as well as any other group classification they apply to. These cards are affected by any card or effect that target Watchers. (Note: If a card has a proper name as a title and is sub-titled Watcher, you may only have one copy of that card in play.)

**Guards - Dropping to Attack** - You may drop a Guard at any time to Attack to an area that the Guard covers, but if you used the Guard to Block an Attack that turn you still may not Attack to areas that you just blocked with your last Defense.

**Gypsy Camp - Removing Gypsy Camp from play** - The owner of the Gypsy card decides where it goes if it is removed from play.

**Hand Size** - Your maximum Hand size is normally determined by your Ability score. However, if there is a card or effect altering your Hand size, this holds priority over drawing up to your Ability during the Draw/Discard Phase or Discarding down to your Ability during your Draw/Discard Phase.

Example1: Player A plays a Satellite. Player B now has a Hand size of 14 even with an Ability score of 15. Player B plays 3 cards during his turn. During Player B's Draw/Discard Phase he may only draw up to two cards and end his turn.

**Hard Exertions** – Any 1ed cards with the text “Standard Exertion” now read “Hard Exertion”.  
**Hidden Resources** - If you reveal a card that prevents your opponent from playing a card, as he is playing that card, the card is already played, and resolves normally. Unless what you revealed is a Discard to use card that can counter his card, which may be used immediately.

**Higher Ground - Multiple Higher Grounds** - If you have multiple Higher Grounds in play, and your opponent has one or more Higher Ground also in play, all Higher Grounds in play are nullified.

**Holy Ground - Playing Unprovoked** - You may play Holy Ground, any version, even if your opponent did not attack you last turn.

**Holy Ground** – All versions of Holy Ground may only be played during the Defense Phase unless stated otherwise on the card. **You may not play Holy Ground on consecutive turns.**

**Hypnotic Voice / Cassandra / S2 / ILLUSION / - (👁️) – / LG3-018**

For clarification, due to game mechanics, if the targeted Pregame is a Weapon of Choice, the effects of the Weapon of Choice are nullified. You are still armed with the Weapon, and can play weapon specific cards for that weapon.

**Illusions And Darius: Event/Teacher Of Many** – You can include Persona Specific Illusions in your deck using Darius: Event or Teacher Of Many. You must play the Darius or Teacher Of Many from your Hand prior to making an Exertion you wish to use an Illusion from.

**Illusory Terrain** - This card has a continuous effect. Thus, if Focused, when Illusory Terrain returns to play and sees that a Location has been played, the Location is removed.

**Immortal Ally** – You may not play or bring into play any Immortal Ally card if the title is the same as your opponent's Persona Card.

**Immortal Research: Methos and "in conjunction" cards** - When playing a non-persona specific card from your opponent's Hand using Immortal Research, you may play cards from your own Hand, make an Exertion, or perform any other action in conjunction with that card.

**Improvised Weapon: Objects and Head Shots** - While you have Improvised Weapon: Object in play, you are not only prevented from playing the Head Shot: Event, you also may not make any Attack a Head Shot.

**Impulse - Timing** - When a player plays Impulse, their opponent cannot immediately Discard the target of Impulse to prevent you from taking control of it unless it is a “Discard To Counter” card that counters Impulse.

**Incense of Pain** - When you gain Ability, add the amount of Ability to the number of Incense of Pain: Objects in play, and multiply by 3. That is the number of cards that are Discarded from the top of your Endurance.

**In Conjunction** - If you elect to rip or counter Basset & Hotchkiss (1ed) or Kirk Matunas (1ed or 2ed), or any other card with a "play in conjunction or Discard to boost" Ability in the text, then you do not rip or counter the card until the play in conjunction/Discarding by your opponent is done as that is part of the card action.

**In Conjunction and Cards In Play** – You cannot play an “In Conjunction” card on a card already in play.

**Jacob Kell's Persona Ability Clarification**- Jacob Kell can have no more than five cards under his persona at any time.

**James Horton – Pre-Game (Xavier only use) (TS1- 037)** - Your ally cards are considered Hunters whether they are in your Hand, Discard Pile, Endurance, in play, or removed from the game.

**Kama / Pregame / PP2022-016**

In the Upside of this card, when it refers to "Printed", this is meaning the text, not every printed aspect of the card.

For example, it does not refer to the Hand Icons, the Gems, the Title, The Sub-Title, The Sub-Category, the Reserved or Signature symbol, the Restriction number, the Card Type Icon, or the Picture on the card.

**Kanis Hounds** – The player Discarding does so when they decide they need to Ignore that effect

**Kanwulf and Master's Advantage** - If he is using the War Axe one-Handed, and Masters Advantage: Ramirez affects him, he will need to either wield it two-Handed, or Disarm it in favor of a second Weapon of Choice. Using the War Axe one-Handed does not make it a one-Handed weapon, although it will be considered to have only 1 Hand Icon in play.

**Kanwulf and Persona Power** - Kanwulf may use a single aspect of his Persona Power several times within the limits of his Persona text.

**Katana Guard** - If you play a guard with the Katana guard, the other guards text is nullified.

**Katana Sword and Hand Icons** - You cannot play any cards that would make you have more than two Hand Icons in play, and in Katana Sword's case, you cannot make it a two-Handed weapon if you already have two Hand Icons in play.

**Katar (PreGame 247)** – You cannot include cards titled Dodge, Back Away or Evade in your deck.

**Kern's Persona Ability Clarification (2ed)**- If you play a Special Card during your turn, you cannot Exert for an Attack during that turn.

**Kirk Matunas** - Countering - All Kirk Matunas' played together are considered to be one source of damage. If the damage from Kirk Matunas is countered, all damage is countered.

**Kurgan Persona Power** - If it says 0 damage, the persona power applies. If it says NO damage, the persona power does not.

**Kurgan With Custom Broadsword** - The card does not give you permission to make extra Exertions. It assumes you are using the Two Handed Broadsword (since you have to be) and allows you to use the second Exertion you can make per turn modify a Power Blow you make.

**Maniacal Laugh [Must Attack] - No Attacks** - If you have no Attacks in your Hand, you must Exert for one. If you are prevented from attacking, you need not Exert, but will still lose a Defense.

**Master's Attack: Richie and duplicating Attacks** - When duplicating an opponent's Attack, Master's Attack: Richie takes on all characteristics of that Attack once it is played, including whether or not it is a Special Attack. Richie may still play Master's Attack from an Exertion to duplicate a Special Attack because it does not become a Special Attack until after it is played. If Richie is duplicating a Hidden Attack from one of several Hidden Attacks that his opponent has played, he should write down on a piece of paper which Attack is being duplicated as he plays Master's Attack.

**Master's Disarm: Fasil and Disarm cards** - You can play any cards with "Disarm" in the title to work with Master's Disarm: Fasil Master's Disarm (Nakano or Connor) and Forged Steel - If you have Forged Steel in play and you play Master Disarm for Nakano or Connor, you take your opponent's weapon and break it. His weapon is now broken and only you may roll to recover your weapon.

**Master's Advantage and Persona's that Increase Restriction Numbers** - If a Persona that is allowed more than the Restricted number of a card and his deck is targeted by Master's Advantage: Ramirez, he may only play that card if there are LESS than the total Restriction number normally allowed to that card that he has in play or in his Discard Pile.

Example: Xavier has included 12 Unholy Alliance Plot cards in his deck. He has 4 Unholy Alliance in his Discard Pile and 2 Unholy Alliance in play. His opponent has Master's Advantage in play. He may not play any additional Unholy Alliance Plots until he reshuffles his Discard Pile into his Endurance or removes, nullifies, or ignores Master's Advantage.

**Master's Attack / Cassandra / R2 / - (👁️) / SPECIAL ATTACK - 2 / MC Grid / LG3-016**  
For clarification, it says "treat the illusion as an Event". This means it counts as your special card for the turn, can be targeted by cards that target events, etc...

**Master's Stance** - When Master's Stance is used to make a Block a Guard, any Text on the Block has no effect unless that Defense was used to block an Attack that turn.

**Master's Advantage and Persona Specific or Master Cards** - Master's Advantage: Ramirez removes all Text on your opponent's Persona, but does not remove their Title, or Persona name. Therefore, your opponent may play Persona Specific cards normally allowed them, when you have Masters Advantage in play. They may also play their persona specific Master cards since the Master card limit is used only in deck construction.

**Masters Cannot Be Countered Premium** - All 2ed MCBC/+1 are no longer bugged, regardless of what is on the card. You may play one version (1ed or 2ed) in your Type One deck.

**Master's Disarm Iman Fasil** – This IS an Attribute Check, not an Attribute Challenge

**Mirror Image (1ed)** - Multiple Mirror Images - If you have two Mirror Images in play, both Mirror Image cards stay out. However, your opponent only has to roll against the most recently played card. A miss would still be counted against all Mirror Image cards in play.

**Misprints** - These are cards that were misprinted due to a number of reasons in the past that have not already been addressed.

### **Illegal cards -**

Iman +1 front/ Highlander back

Any home brewed cards (example= Generic Attitude is Everything/ Disgruntled Employee/both versions of Donna Lettow)

### **Legal combining cards:**

You may use the following combination of cards with clear sleeves and placed back to front or vice versa in order to allow the card to be what was meant to exist.

Kane Persona front/Yung Dol Kim persona back = Kane persona

Yung Dol Kim persona front/ Kane persona back = YDK persona

Kane +1 front/ Kane +1 back = Kane +1

Corda and Reno +1 front/ Corda and Reno +1 back = C&R +1

Iman MCBC front/ Iman MCBC back = Iman MCBC

Master's Prize front/ Master's Prize back = Master's Prize

Methos Inner Strength front/ Opaque sleeve = Methos I.S.

Crystal Front (HS2 P) with HS2-190 Back

Darius Front (HS2 P) with HS2-191 Back

Arms and Tactics (Holding Hands) with HS2-188 Back

Arms and Tactics (Hand Holding Knight) with HS2-189 Back

Crystal Front (HS2 P) with HS2-190 Back

Darius Front (HS2 P) with HS2-191 Back

Arms and Tactics (Holding Hands) with HS2-188 Back

Arms and Tactics (Hand Holding Knight) with HS2-189 Back

Search For Vengeance Pre-Game misprints can be made usable by using their proper front and backs. This applies to Kyala, Marcus Octavius, Gladius and Kanzashi

**Nefertiri (1ed) and Interrupting Effects** - She may draw to her Ability at any time during her turn, as long as it does not interrupt an immediate effect.

**Nexus and Drawing Cards** - The drawing of cards in your Draw/Discard Phase is an immediate effect. You cannot Discard Nexus to reshuffle while Drawing, and then continue drawing after reshuffling.

**Parrying Blade: Weapon of Choice with a "generic" weapon** - Even though you are assumed to have a one Handed weapon if you do not play with a Weapon of Choice, this "generic" weapon is not itself a Weapon of Choice. Therefore, you can not choose to use a Parrying Blade: Weapon of Choice by itself.

**Paul Kinman or Sabre and Exerting for Defenses** - This effect only kicks in if you play an unsuccessful Defense.

**Pearl Earring** - Pearl Earring can take control of a signature card.

**Pedestrian (Game Ends in 5 Turns)** - At the end of the fifth turn that Pedestrian is in play, the player with the highest Ability wins the game. If both players have the same Ability, the game continues in Endgame.

### **Persona Powers and Quickenings that only happen once per turn -**

Mako - During Your MD/MD Phase, you may Discard a Special Card to draw a card.

Gallen - You may play an additional Attack each turn if that Attack is a Dirty Trick. (Note: This doesn't restrict him to only one additional Attack per turn)

Marcus - During your MD/MD Phase, you may draw a card for each Object: Ally you have in play.

Annie (2ed)- You may play an additional Attack during your turn. (Note: This doesn't restrict her to

only one additional Attack per turn)

Corda - During your MD/MD Phase, you may draw a card.

Methos – During your May Do/Must Do Phase, you may Discard up to two cards to draw a card for each card Discarded in this way.

Garrick – During your May Do/Must Do Phase, you may put one illusion from your Hand on top of your Endurance.

**Plots** - You may only have one of each plot in play at a time, unless text specifically allows you to have multiples. When a two or three card plot is completed the effect is immediately resolved. It is considered an immediate effect and possibly a continuous effect depending on the text regardless of the cards being removed from play.

### **Power Blow Damage**

A power Blow does an additional two points of damage. If your opponent blocks but doesn't Power Block the attack, they take two damage. Power blow damage cannot be increased. Cards that increase damage affect the attack damage value only.

### **Pre-Game cards**

Pre-Game cards as a whole, can only be targeted by cards or effects that specify they target Pre-Game cards. However, the effects of a Pre-Game card can be targeted.

### **Putting Cards into Play**

When putting Cards that are not in play (whether it is from a PreGame or an InGame effect) into play, you must meet the requirements of the card unless the text of the effect you are using specifies otherwise.

**Quickening (The Flock)** – This quickening is intended for use during the game and not during deck construction. That is what the Pre-Game Amergan is used for.

**Ranged Attacks That Have Hand Icons** - Whether printed on the card or not, these cards are the only ranged Attacks with Hand Icons.

All cards titled Pistol

Thrown Dagger (Kronos)

Improvised Weapon (Baseball Picture)

Thrown Dagger (Grayson)

Berreta Special (Nick Wolf)

9MM (1ed) (Paul Kinman)

Gas Cannister (Xavier)

Musket (Kern)

Shooting Blade (Slan Quince)

**Really?** – If Really? Is removed from play while redirecting damage, neither player takes the impending damage.

EXAMPLE :

Player A – Plays Rush

Player B - Plays Really?

Player A – Sweeps Rush from play during Sweep Phase. Plays Versus (Raphael vs. Reggie) on Player B's Really? removing it from play. Since Really? And Rush have been removed from play, the impending damage from the Rush now has no target and no one takes the damage.

### **Rebecca Lorde (LG3-087)**

**When using cards under this card to satisfy a Cost or Discard effect, it is numerically, not by card type.**

#### **Example #1-**

**Player A has a Ramirez Q and plays Master's Advance and an attack.**

**Player B uses two cards from beneath Rebecca Lorde to satisfy the two "Discard a dodge to play a dodge" effects his opponent has in play, then plays a dodge to defend the attack.**

#### **Example #2-**

**Player A plays Carl's Forest and an attack.**

**Player B uses five cards from beneath Rebecca Lorde to satisfy the cost from Carl's Forest, then plays a Holy Ground to avoid the attack.**

**2<sup>nd</sup> Edition Reno Situation - Darius and Reno Situation - Darius** is an Event and counts as one of your Events for **Reno**. However, you may play an Event and a second Event in conjunction with **Darius** even though this is now 3 Events, since **Darius** is played in conjunction with the second Event.

#### **Reveal Effect For Cards Not Present -**

If the player controlling the Reveal effect names a card that is not present after going through the target source cards once, the effect ends.

**Richie Ryan and Darius** - If Richie Ryan uses Darius: Event to use a card he is already using due to his Persona Power, he may only play 1 of that card without Darius each time through his Deck. Once Richie Exhausts or uses another card or effect to shuffle his Discard Pile into his Endurance. If one of the cards is removed from play, Richie may choose to assume that the card removed was the card brought in by Darius.

**Richie Ryan and Quickenings: [Bob]** - If using the Quickenings: [Bob], Richie Ryan may use one non-Reserved card, and one non-signature immortal specific card, from each Persona.

### **Russell Nash / Connor Macleod / Diamond / S2 / SITUATION / LG3-029b**

This card is NOT an Ally.

**Sabre (2ed) and Saber (1ed)** - These cards (Pre-Game and weapon specific) can be intermixed. Sabre and Exerting for Defenses - This effect only kicks in if you play an unsuccessful Defense.

**Safe House** - Playing Cards From - When Safe House leaves play, you may be allowed to play multiple Event and Situation Allies, as long as they were under Safe House. You choose the order they come into play, but you must obey any Text that requires them to be played in distinct Phases. If the Ally has requirements that must be met in order to be played, those requirements must be met or the Ally is Discarded without effect. Any Darius from Safe House may be used to play an Ally you included with Darius in your deck, from your Hand. Any Ally that require Darius to be played with them cannot be played without Darius.

**Selective Memory** - If you avoid Discarding cards with this card, it does not prevent any effects which occur if you do not Discard cards.

**Sheathe Weapon** - If your opponent Disarms themselves by playing Discard Weapon in conjunction with Sheathe Weapon and then Disarms you by "taking" your weapon, you may still roll to recover your weapon. Even though real-world logic dictates that your opponent has both his and your weapons, there are no cards or effects in play that prevent you from re-arming yourself. Similarly, if a Discard Weapon (Object) is removed from play, that player may still roll to recover their weapon. Remember: it's not real-life; it's just a game!

**2<sup>nd</sup> edition Silas Persona Ability** - Edge cards count as a card played for the purposes of his ability. (Note: edges do not count as a card played for the requirements of having to either play a card or make an exertion during your turn)

### **Small Talk (LG3PR-008)**

**The requirement for this card is if the ONLY Persona-Specific dodge available to the Persona you are playing as, is an Evade: Escape or an Evade: Backaway.**

**For Example:**

**Player A - Ursa only has one Persona Specific dodge available (Evade: Back-Away), so the requirement to include this card is satisfied.**

**Player B - Felice Martin has two Persona Specific dodges available (Evade: Escape and Counter: Duck), so does not meet the requirement for this card.**

### **2nd edition Sunda Kastagir / Pregame / R2016-035**

The effects described in the last two sentences of the Persona Power refer ONLY to if you make the Hard exertion from the bottom of your opponent's Endurance.

**Superior Tactics** - When played in conjunction with a Back Away or other Dodge, it is treated as having no text, allowing you to avoid Ranged Attacks as well as attack as normal.

**Taking What Is Mine** – If multiple defenses are played in conjunction to form one defense, then all cards with those titles must be Discarded.

**The Flock and Members** – Flock Members are Unique, you may only have one of each in play.

**The Prize** - When you use The Prize, you draw up to the Hand Size you were at when you used The Prize.

### **The Ring -**

For the purposes of The Ring, add up the ASTER stats on the back of the persona card. If they equal 15, then use the gem stat as printed. If they equal 75, then divide the gem stat by 3, rounding down.

**They Also Serve: (HS3-180)** - Unless your opponent ignores/nullifies/removes They Also Serve from play, they may not have more than one Sit/Obj/Plot/Loc in play, and may not play one to switch out the one they do have in play. The text is the way it is due to the fact that people will ignore/nullify this card, and what happens when the effects become active again.

**The Shield (2ed)** – If you are using the The Shield you may still attack even if it is your only weapon.

**Throw: War Axe** - The Weapon Specific card Throw: War Axe only affects Attacks and Blocks that you make on your next turn, and does not have any affect any additional Attacks that you make on the turn you play Throw.

**Watcher / Pregame / PP2022-002**

This card counts as your Watcher if you put it into your Pregame. This card does not allow you to include Watcher cards in your deck. You will need to use another method to put Watchers in your deck

**Weapon Expert** - This card must be played in conjunction with the Attack/Defense it was put into your deck to use with, much like Darius: Event or Teacher Of Many.

**Yung Dol Kim And The Master Of The Short Sword** - YDK may play an Attack as a block from an Exertion. If you have Master of the Short Sword in play, you could play a basic block as an Attack from an Exertion.

## Card Errata

### 5 Card Stud Kit O'Brady HS4-125 Attribute Challenge

#### **Alert Block (PO4-022)** - Parrying Blade Block – 2 –

Choose one area on the Attack Grid for this block to cover. You may play this in conjunction with another non-Standing Defense block. This defense can defend attacks that cannot be blocked. Nullify any Restriction Effects your opponent has in play which would prevent you from playing this block from your Hand.

#### **Alertness (4H-030) (HSFV-059) (HS4-024 DvK)**– Generic – Event – 2 –

Play in conjunction with a dodge. That dodge can defend attacks that cannot be dodged. You may ignore any effect in play by your opponent which would prevent or restrict you from playing that dodge. You may ignore any effect in play by your opponent which would prevent that dodge from defending multiple attacks. You may ignore any cost required to play that dodge.

#### **Alertness (4H-027) (HSFV-055)**– Generic – Event – 2 –

Play in conjunction with a block. That block can defend attacks that cannot be blocked. You may ignore any effect in play by your opponent which would prevent or restrict you from playing that block. You may ignore any effect in play by your opponent which would prevent that block from defending multiple attacks. You may ignore any cost required to play that block.

#### **Alex Johnson – Connor MacLeod** - R4 - Situation: Mortal Ally –

Your opponent must play with their Discard Pile face down. No player may look at that Discard, retrieve cards from it. Your opponent cannot reshuffle cards from their Discard unless they exhaust.

#### **A Master's Focus** – Nakano – Edge - S4 –

Play during your May Do/Must Do Phase. You may play a Special card after using your Persona Power this turn. If your opponent played more than one Event last turn, you may use your Nakano Persona Power once for each Event.

#### **Amanda Persona / Amanda / RAVEN029 / PREGAME**

DISCARD: During your May Do / Must Do Phase, you may Discard up to three non-Edge cards from your Hand to randomly Discard the same number of non-Edge cards from your opponent's Hand

#### **Amanda Quickening (Q2018-007/PREGAME)**

Play this card before the game begins, If you lose your head your opponent takes this card.

DISCARD: During your May Do / Must Do Phase, you may Discard up to two non-Edge cards from your Hand to randomly Discard the same number of non-Edge cards from your opponent's Hand

#### **Amergan**- Event –


Play in conjunction with a Weapon of Choice Non-Special Attack that cannot be a Power Blow. That Attack is now a Power Blow and does 3 damage. That Attack cannot be a Head Shot.

#### **Amnesia's Blade / Moore/Barnes / S2 / OBJECT / BVM058 / R**

OBJECT: HILT

You may only play or put this card into play if you are using the Rapier Weapon of Choice.

DISCARD/REMOVAL: Once per turn, you may Discard one weapon specific card from your Hand to Remove the top card of your opponent's Discard Pile from the Game.

**Appel** – English Long Sword – Restricted - Edge (  ) –

Play in conjunction with a Basic Attack. Your opponent cannot play a block from their Hand against that Attack.

**Arms and Tactics [1ed] – Remove 5 –**

You may remove 5 cards from your Endurance/Discard Pile and place them under this card. If you do, remove this card from the game. The cards under this card are not considered removed from the game.

**Arms and Tactics (HtG #187)**

You may remove this card from the game to shuffle your Discard Pile into your Endurance.

**Arms and Tactics (HtG #197)**

You may remove this card from the game to play Defenses against multiple Attacks, even if there are cards preventing you from doing so.

**Arms & Tactics (PP-2021)**

**Before the Game begins, place a compatible OBJECT:HILT from your constructed deck with a Weapon of Choice in your Pre-Game.**

**The compatible OBJECT:HILT chosen is NOT an In-Game card any longer, but an extension of the UPSIDE of the Weapon of Choice.**

**Both cards are now one Pre-Game.**

**If this card is removed from the Game, the chosen OBJECT:HILT remains with the Weapon of Choice since the effect is already done.**

**Auberon's Blade (LG2-020) – Kalas – S2 – Object Hilt**

This card belongs to Kalas, not Antonius Kalas

**Awakening / CVT-004 / CVT-039 / CVM-018 / CVM-053 / EVENT / 1**

You may play this card during your May Do / Must Do Phase. If you are Prone, you regain your feet and remove any non-gridded cards that are causing the effect from play.

**Bait and Switch (G01-008) – Edge -** Play in conjunction with a defense. Nullify any Restriction effects your opponent has in play which would prevent you from playing that defense

**Basic Attack - Thrust (non promo) -** If your opponent played a Power Blow last turn, you may make your first Attack this turn Hidden. You may make a Hard Exertion to make this Attack a Power Blow. This Attack does an additional point of damage

**Basic Attack – 1 – Upper Center Attack (promo) –**

If you do not play a Special Card this turn, you may make a Hard Exertion to make this Attack a Head Shot.

**Basset and Hotchkiss [ME] – 2 – Event –**

Discard up to three attacks from your Hand. Both players lose one ability for each attack Discarded.

**Bear Attack (HS3-166)(R2) SPECIAL ATTACK : MARTIAL ARTS**

This attack can only be played if you have Bear Style in play. You may play this attack even if you are Disarmed.

**COST:** Your opponent must discard a dodge to play a dodge from their Hand to defend this attack



### **Bear Attack (HS3-167) (S) (Reserved)**

SPECIAL ATTACK: **MARTIAL ARTS**

This attack can only be played if you have Bear Style in play. You may play this attack even if you are Disarmed.

**COST:** Your opponent must discard a block to play a block from their Hand to defend this attack.

**Berserk [All Editions]-** Slan Quince - S2 – Event - Play in place of an Attack. You may make a ten-card Hard Exertion. You may play up to 10 Non-Special Attacks from that Exertion and your Hand. You may make multiple Power Blows this turn. Dodges will not avoid multiple Attacks you play this turn. Lose Two Ability.

### **Black Angus' Blade : Gavriel Larca : S2 : Object : Hilt**

You may only play or put this card into play if you are using the swiss sabre weapon of choice. You may fulfil swiss sabre burn effects targetting you by using your opponents Endurance.

### **Blood Eagle (HS4-046 DvK) - Kanwulf - Event - R4**

You may play an additional attack this turn. Your non ranged attacks do an additional point of damage. Your opponent's Maximum Hand Size is reduced by one during their next turn for each attack you play this turn (maximum 3).

### **Bloodlust [All Editions] – The Kurgan – R2 – Event –**

Play in place of an attack. Make a 15 card hard exertion. You may play up to 15 non-special attacks from that exertion and your Hand. These attacks are reduced to one damage. Dodges will not avoid multiple attacks you play this turn. Lose two ability.

### **Bo / CVK-061 / PREGAME / WOC**

UPSIDE: If your opponent is Prone, their exertions for a defense are reduced by one.

DOWNSIDE: You may not make Head Shots

### **Boom Boom [All Editions] – Sunda Kastagir – R4 – Event –**

Your opponent loses one ability. You may play another Boom Boom this turn.

### **Break Weapon / Gladius / EDGE / HSFV-179 / Diamond Icon / R**

EDGE

Play in conjunction with a card that has the word “Disarm” in the title. If your opponent is successfully disarmed, their Weapon is Broken.

### **Brian Cullen (Persona) –**

Master 06

### **Bring It ... - (LG2-016) – The Flock – S2 – EVENT**

In order for your opponent to use the upside of their Weapon(s) of Choice Pregame, they must make a three card Hard Exertion for each weapon they want to use. Your opponent gains additional Hard Exertion(s) to be used only in this way.

### **Byron Quickening (Q2018-002) –**

Play this card before the game begins, If you lose your head your opponent takes this card.

You may not play this card if you are using the Scythe Weapon of Choice. If you have pending attack damage against you, your first attack this turn cannot be dodged.

## **Call Your Bluff HS4-125 Attribute Challenge**

### **Capacity for Hate (HN13-107) - Faith - EVENT - R4 –**

You may only play this card if your opponent has more cards in their Hand than you do. Randomly Discard a card from your opponents Hand until their Hand matches your Maximum Hand Size.

### **Carl [SE] – Situation –**

You may Discard this card from play to counter a **Holy Ground** card.

### **Cautious Advance (V01-056) - Situation: Standing Defense – 2 –**

Cost: If your opponent is Prone, they must spend a Defense or choose to lose one Ability to play the first card from their Hand during each of their turns.

### **Chainsaw – Pre-Game –**

Your opponent's maximum Ability is decreased by one for each point of damage dealt that was not prevented or reduced by non-ranged Attacks you play. You must make an unmodified Hard Exertion to play a dodge from your Hand.

### **Challenge / Silas / 4H-200 / EVENT**

Your opponent can only make a Hard Exertion during their next turn if it is to search for a Defense.

"We can do whatever we like, like always." Silas - Revelations 6:8

### **Charm / Amanda / HS1-114 / EVENT / R6**

You may only play this card if your opponent did not play an attack last turn. While this card is in play, your opponent is Prone. At the end of this effect, without regaining their feet, they are UnProne.

### **Christoph Kuyler – Persona (CVQ035)**

You begin the Game with one Bystander or Object in play.

RETRIEVE : Once per turn during your May Do/Must Do Phase you may Retrieve an Object or Bystander from your Discard Pile to your Hand.

### **Combination / Kristin Gilles / HS4-144 / EVENT / Unrestricted**

You may play an additional attack this turn. Your opponent is Prone during their next Defense Phase. At the end of this effect, without regaining their feet, they are UnProne.

### **Combination (HTG-162) - Yung Dol Kim – Event - (Signed) –**

You may play an additional attack this turn. You may play another Special Card this turn. You may only play one Combination per turn.

### **Concentration (G01-009) – Edge –**

Play during your May Do/Must Do Phase. For the remainder of your turn, any Restriction Effects your opponent has in play which would prevent you from playing any special card(s) are nullified.

### **Confident Assault / Saif al-Rashid / TVB-060 / ATTACK - 2/4 / Unrestricted**

While in play, you may not be made Prone.

### **Conqueror's Hilt - Martin Hyde - Object - S2 –**

You may only include this card in your deck if you are using the English Longsword Weapon of Choice. Your opponent must Discard a Master card to play a Master Card from their Hand.

**Counterfeit [SE] – Plot - Betrayal:**

You may only play this card if you have Abduction and Plastic Surgery in play. Discard all 3 cards. Your opponent must Discard the top 10 cards from their Endurance.

**Crysta Van Pelt Persona**

During your Draw/Discard phase, your Maximum Hand size is one more than your Ability.

**CAPTURE:** When your opponent plays a Special Card, they must place the top card of their Endurance face down, beneath your persona. When the opposing player exhausts, these captured cards are reshuffled into their Endurance. You may have up to four Master cards.

**Crystal Premium: Crystal [1ED] –**

Crystals do not count toward your Pre-Game limit. During deck construction, you may either substitute any 1 non-Special Attack for 1 Basic Attack or substitute any 1 Defense for 1 Basic Block for each Crystal associated with your deck. Do not remove these Attacks or Defenses from the game if the Crystals leave play.

**Death – Methos - Event - S2 –**

Play in place of an attack. Search your Endurance and play up to ten non-special attacks. Shuffle your Discard Pile into your Endurance. You lose five ability. Dodges will not avoid multiple attacks played this turn.

**Darius [SE] - Event: Immortal Ally –**


You may include one card from another persona in your deck. You may only play that card or put that card into play in conjunction with this card. You may play this card in conjunction with another Special Card.

**Darius / Pregame / HS4-278**

During deck construction, you may place up to ten Allowance cards under this Pregame card (Put the corresponding Allowed cards in your Deck). Once per turn, you may play an Allowance card from under this card as if from your Hand. Your opponent cannot target this card with the card titled "Captured!". If this card is removed from the game, the remaining cards beneath this Pregame are immediately placed in your Discard Pile. Cards under this Pregame do not count towards your Minimum and/or Maximum Deck Size or your Gem Allocation in the Deck Construction process

**Dark Quickening 2018-999**

Before the game begins, place a persona card you are not playing under this card. At the end of your draw/discard phase you may choose to use the persona power under this card instead of the persona power you are playing as. This effect lasts until your next draw/discard phase. This is not a capture effect. This card does not affect your ability score. This card cannot be used with Corda and/or Reno. Michael Moore/Quentin Barnes, or any Alternate Personas for the Persona you are playing as. If this is the only Quickening in your PreGame, you do not lose this card to your opponent if you lose your head.

Demolish / The Kurgan / S1 / EDGE / ( ) / LG3PR-012

Text is the same

**Dirty Trick – 2 – Upper Center Attack - Bloodied Nose:**

This Attack cannot be blocked. This Attack does no damage. This Attack cannot be a Power Blow. If this Attack is successful, your opponent must Discard the top card of their Endurance for each card they have in their Hand.

**Dirty Trick (HS4-035) – Generic - ATTACK - Leg Sweep:**

This attack cannot be blocked. This attack does no damage. This attack cannot be a Power Blow. You may play this attack even if disarmed. If this attack is successful, your next attack this turn cannot be blocked or dodged if it is not a Power Blow.

**Disarming Innuendos – (RVR019)**

Should be a SITUATION Icon, not an EVENT.

**Disarming Innuendos – (RVR058)**

Should be a SITUATION Icon, not an EVENT.

**Disgruntled Mortal (HTG-202) – SITUATION: CUMULATIVE: BYSTANDER –**

BURN: Your opponent must Burn the top card of their Endurance during each of their May Do/Must Do Phases.

**Distraction / Raphael / ATTACK / PP2022-008 / UL-UR-LC / S**

ATTACK - 2/4

If you are using the Raphael Persona, and your opponent played an Edge card last turn, this attack may be played Hidden. This attack cannot be a Head Shot.

**Divine Intervention (1st Edition) – Event –**

You may only play this card if your opponent has a Pre-Game card in play that can be removed from the game. That card is removed from the game. This card is removed from the game.

**Divine Intervention (HS3P-001) - EDGE –**

Play during your May Do/Must Do Phase. Choose one Pre-Game that is not a Weapon Of Choice or Persona. You may Nullify that Pre-Game while this card is in play

**Divine Intervention / EVENT / R2014-035 / R**

EVENT

TRIGGER/REMOVAL: If this card is in play, you may remove it from the Game.

If you do, you may immediately copy and activate one non-Persona, non-Weapon of Choice Pregame controlled by either player. Ignore any requirements of the Pregame chosen by this effect. The Pregame selected is NOT affected by the effects of this card.

**Do It Yourself (all versions) S2 - General Katana - EVENT**

You may only play this card if your opponent has in play any non-Location effect(s) to cause you non-attack damage pending this turn. Prevent all damage from those effects. Your opponent takes damage equal to all damage prevented by this card.

**Dr. Paul Wilder (G02-010) - Event: Mortal Ally – 2 - () –**

Your opponent's Ability at the end of their next Ability Adjustment Phase is now their Maximum Ability. If your opponent gained Ability during their last turn, they lose two Ability.

**Dodge Title/Sub-Title Conversion:**

All 1ed non-master dodges titled Dodge now have the title **Evade** and the sub-title is now

**Dodge : Escape.**

All 1ed non-master dodges titled Back Away now have the title **Evade** and the sub-title is now

**Dodge : Back Away.**

All 1ed non-master dodges titled Duck now have the title **Counter** and the sub-title is now

**Dodge : Duck.**

All 1ed non-master dodges titled Jump have the title **Counter** and the sub-title is now

**Dodge : Jump**

All 1ed non-master dodges titled Side Step now have the title **Counter** and the sub-title is now

**Dodge : Side Step.**

**Dueling Dagger – (P04-023) – 4 - Parrying Blade - Situation**

SITUATION: STANDING DEFENSE: CUMULATIVE

Choose one:

REVEAL: If your opponent did not play an attack during their last turn, you may look at their hand during your May Do/Must Do Phase.

OR

DISCARD: During your May Do/Must Do Phase, you may randomly Discard one card from your opponent's Hand.

**Duncan MacLeod – Amanda – S2 – Situation Immortal: Ally – HS2-053**

You may not play this card if your opponent is Duncan MacLeod. Discard this card from play to force your opponent to reshuffle their Hand into their Endurance and redraw during their next May Do/Must Do Phase.

**Empathy [Promo] - R3 – Situation –**

If you are forced to Discard cards from your Hand by your opponent, you may Discard Empathy to force your opponent to Discard the same number of cards from his Hand at the beginning of his next turn.

**English Longsword (All generic and generic +1 versions) – 1 hand Icon**

Nullify the text on **Evades** that you play. You may not include **Counters** in your deck.

**En Garde - Octavio Consone – Edge - R4 –**

Retrieve: Discard this card before the game begins. Your opponent may choose to play cards first this game. If they choose to go first you may search your Endurance for any two cards and retrieve them to your Hand. You may only Discard one En Garde. Play in conjunction with an attack. Dodges will not avoid multiple attacks you play this turn.

**Evade – Corda and Reno- Dodge:Escape (no longer bugged) (HTG-235) –**

You lose one attack this turn. If playing with both Corda and Reno personas, you may switch Hands.

**Extended Blade- General Katana - S2- Object (HtG #252) –**

You may only include this card in your deck if you are using the Two Handed Broadsword Weapon of Choice. You may play non-Special Attacks after playing a Back Away.

**Extra Shot (HS1-119) Amanda – Event –**

You may play an additional attack this turn. Your opponent must Discard a card from their Hand for each attack you play this turn (maximum of 3).

**Extra Shot / Connor Macleod / HM3-080 / EVENT / Unrestricted**

You may play an additional attack this turn. Your opponent is Prone during their next Defense Phase. At the end of the effect, without regaining their feet, they are UnProne.

**Extra Shot - Corda and Reno - Event (no longer bugged) (HTG-237) –**

You may play an additional Attack this turn. If playing with both Corda and Reno Persona's, you may switch Hands.

**Extra Shot / Duncan Macleod / HM3-094 / EVENT / Unrestricted**

You may play an additional attack this turn. Your opponent is Prone during their next Defense Phase. At the end of the effect, without regaining their feet, they are UnProne.

**Extra Shot (HN13-112) - Faith - EDGE –**

Play in conjunction with an attack. That attack may be played as an additional attack this turn. You may only play one Extra Shot this turn.

**Extra Shot (HS2-104)** – Mako – Edge –

Play in conjunction with an attack. You may play an additional attack this turn. You may only play one Extra Shot this turn.

**Extra Shot / Zai Jie / EDGE / R3 / Diamond / LG3PR-035**

Text is the same.

**Extra Weapon** (all versions) - OBJECT

TRIGGER: You may discard this card from play to recover your weapon if that weapon is Disarmed or broken.

**Factory [ME]** – Location –

All players cannot draw during their Draw/Discard Phase. This card is removed from play if any players Hand falls below 5 cards.

**Fabris Technique / Methos / S2 / SPECIAL ATTACK -1 / - (  ) – / LG3-066**

If the last defense you played this turn was a Basic Block, your opponent is Considered Disarmed only when defending this attack. After successfully defending this attack or declaring it successful, your opponent is rearmed without recovering their weapon(s).

**Fabulous Freebirds** – Situation Mortal: Ally –

Your Dirty Tricks do one damage. You may only have one Fabulous Freebirds in play.

**Fast Talk (1st Edition)** -R2 - Hugh Fitzcain – Event –

Your opponent may not play any Attacks, Defenses, or Special Cards from their Hand next turn.

**Father Liam Riley / PreGame / GCP17-001 / (  )**

CAPTURE:

Before the Game begins, you may place up to six, **single gem, single type Icon**, Edge cards that are titled "Alertness", "Bait & Switch", "Concentration", "Sacrifice", and/or "Selective Memory" under this card (Maximum of six cards total).

REVEAL/RETRIEVE:

Once per turn, you may play or put into play, one Captured card from this Source.

**Feint [SE]** – Event –

May only be played if your last Attack was unsuccessful. Retrieve that Attack from your Discard Pile and place it in your Hand. You may not retrieve a Special Attack.

**Femme Fatale (HN13-113)** - Faith - SPECIAL ATTACK –

Your opponent must Discard a defense to play a defense from their Hand against this attack.

**Follow Up (4H-068)** – Generic – Special Attack –

If you played a card titled Disarm this turn, you may play this as an additional attack and it cannot be dodged. You may only play one Follow Up this turn.

**General Katana [ME] – Persona –**

If you do not play a Special Card, once during your turn you may make an Exertion to remove a Situation or Plot from play. You may include up to 5 master cards,

**Great Sword / Pregame / Slan Quince / - (  ) – / LG3PR- 053**

Text is the same.

**Great Weakness (HS3175)**

ATTACK: MARTIAL ARTS – 1/3

DRAW: You may Draw a card.

**Guard Title/Sub-Title Conversion:**

All 1ed Generic Guard cards (Upper Guard, Lower Guard, Right Guard, Left Guard) are now titled Guard.




**Guardian** - Kenny Ross - S2 - Situation: Immortal Ally (HS3-140) –

You may Discard this Guardian from play to reshuffle your Discard Pile into your Endurance. If you do, remove this card from the game. You may have multiple Guardians in play.

**Guillotine**- Object – 2 –

You may search your Discard Pile for one card with Head Shot in the title, and put it into your Hand. If you do, during your next Sweep Phase remove both of these cards from the game.

**Hand Axe (Pre-Game FOIL Duncan vs. Kanwulf)** - Off Hand Icon

You must be Kanwulf to use this Weapon Of Choice. You may include this with another One-Handed Weapon of Choice. You may play multiple Basic Blocks in conjunction with one another. If you do, they form one Basic Block. Your blocks cannot defend multiple attacks. (Note: This is the premium which has the +  +  + )

**Hasty Retreat** (restricted to 1) - EVENT

DISCARD: Discard 3 cards to play a block or dodge when normally it would not be permitted.

**Head Shot – Object – 1 – (BVN016/BVN053)**

TRIGGER/RETRIEVE : Remove this card from the Game to Retrieve an upper attack that can be made a Head Shot from your Discard Pile and put it into play. That attack is now a Head Shot.

**Head Hunter** (Arrest) - Plot

DISCARD: Arrest: To play this card you must have Clues and Research in play. Discard all 3 cards. Your opponent is now Disarmed and may not roll to regain his weapon for the next 5 turns.

**Heavy Blows / War Axe / 4H-254 / SITUATION: STANDING DEFENSE / 3**

Whenever your opponent blocks one of your Power Blows, they are Prone during their next Attack Phase. At the end of this effect, without regaining their feet, they are UnProne.

**Hidden Explosives [WC]** - Xavier - R2 – Event –

All players take 1 damage for each Plot in play.

**Holy Ground (HSFV-096)** – 3 – Event

Avoid all attacks this turn. Skip your attack Phase. Remove the top three cards of your Endurance from the game.

**Holy Ground (ALL 1st edition versions)** - Generic - Event – 2**Holy Relics / Cardinal Giovanni / S2 / OBJECT / Diamond / LG3-015**

If you are using the Cardinal Giovanni Persona, you may begin the Game with this card in play. Once per turn, if you make a Hard Exertion from the bottom of your Endurance, you may put into play one Special Card found in that Exertion. You may not play a Special card from your Hand on a turn you use this effect.

**Honor Bound [Promo]** - R1- Situation –

You must Discard this card from play after your opponent's next 5 turns to cause all players to lose 4 Ability.

**Hook [SE]** - Xavier - R3 - Special Attack –

Choose one area on the grid for this Attack to cover. This Attack cannot be blocked.

**Hound - 8PP02**

Add a Diamond Icon

**Hugh Fitzcairn [WC] – Persona –**

If you do not play a Special Card, you may make an Exertion during your turn to prevent up to 2 points of damage. You may include up to 5 master cards.

**Hunter- (AKA Hunter Prone)** (all versions) - 2 - SITUATION

Your opponent is Prone. Your opponent's Checks to regain their feet are decreased by one. If your opponent regains their feet, remove this card from play. If your opponent removes this card from play, they regain their feet. If your opponent regains their feet while this card is nullified, this card is not removed from play in this case.

**Hunter (HS2-230)**

SITUATION

**Play only if your opponent has an Ally in play. Take control of one Ally your opponent has in play and place it face up next to this card. While that Ally is under your control, the effects of that Ally are ignored, and your opponent may not remove any of your Locations, Objects, Plots or Situations (other than this Situation) from play. If this card is removed from play both cards go to their Owner's Discard Pile.**

**Hypnotic Voice / Cassandra / S2 / ILLUSION / - (👁️) – / LG3-018**

Choose one non-Persona card in your opponent's Pre-Game. That card is nullified until the beginning of your next turn. You may Not use any retrieval effect(s) to Retrieve this card from your Discard.

**Immortal Research / Martin Hyde / S2 / EDGE / Diamond / LG3PR-013**

REVEAL: If your opponent played a Master card last turn, you may randomly look at three cards from their Hand.

**Immortal Research [MC]** - Methos -S3 - Edge

Declare which Phase of your turn that you are playing this card as you play it. Look at your opponent's Hand. You may immediately play any 1 non-persona specific card from your opponent's Hand. You may only play one Immortal Research per turn.

**Impressive Move** - 2 - Eent

Play during your Attack Phase. Your opponent cannot draw any cards next turn.

**Improvised Weapon (HS1-231) – Zachary Blaine –**

You may play this attack even if you are disarmed. This attack does 0 damage. This attack cannot be blocked. You may play an additional attack this turn. If this attack is successful, your next attack cannot be dodged. You may only play one Improvised Weapon this turn.

**Inner Strength / Connor Macleod / S3 / Diamond / LG3-027b**

Text is the same

**Intimidate / Grayson / EVENT / S2 / - (👁️) / LG3-039**

Text is the same.

**Intimidate / Malik / HSFV-231 / EVENT / R6**

Your opponent's Hard Exertions are reduced by one for each Cannibal in play. This card is considered a Cannibal.

"Who are you?" Malik - Search For Vengeance

**Jack Donovan (All 1st Edition Versions) – 2 - SITUATION: MORTAL ALLY**

TRIGGER: Discard this card from play to waive the requirement of having to play a card or make a Hard Exertion during your turn.

**Joe Dawson [WC] – Situation –**

Discard this card from play to duplicate the effects of any Watcher or Hunter event played on your opponent's last turn. Or, you may Discard this card to remove James Horton from play.

**Kali's Instrument / Kamir / CVK-047 / OBJECT:HILT / S2**

You may only play or put this card into play if you are using the Bo Weapon of Choice. If your opponent is Prone, they cannot draw cards prior to their Defense Phase.

**Kane [TG] – Persona –**

At the beginning of your turn, you may look at the top card of your opponent's Endurance. You may use this card if you Discard the top card of your Endurance. You may not play Signature cards in this manner. You may have up to 5 master cards.

**Kick (TS1-028) – Duncan – Special Attack –**

You may play this attack even if you are disarmed. This attack cannot be blocked. This attack does one damage. If this attack is successful, your next attack this turn cannot be blocked. You may play an additional attack this turn. You may only play one Kick this turn.

**Kirk Matunas [All Versions] - R3 – Event –**

You may play any number of Kirk Matunas cards in conjunction with this card. Your opponent takes 1 damage plus 2 additional damage for each Kirk Matunas played in conjunction with this card after the first.

**Kyala Premium (History) (HSFV-267) –**

Kyala was found by Marcus with a spear through the heart. Marcus took her under his wing and trained her to be a perfect assassin. He, of course, left out of her training what it means to be an immortal. Until she can escape her capture, she will never know.

**Labyrinth – Location –**

No player can look at another player's Hand.

**Last Supper / Jacob Kell / EVENT / S1 / LG3-048**

REMOVAL: If you are using the Jacob Kell persona, randomly select one card from your opponent's Hand for each Quickening they have in their Pregame and remove it from the Game. When this card is swept from play, remove it from the Game.

**Leg Sweep (HN13-044 CvD) (TS1-029) (HS1-138) – Duncan – Special Attack –**

You may play this attack even if you are disarmed. This attack cannot be blocked and does 0 damage. You may play an additional attack this turn. If this attack is successful, your next attack this turn cannot be dodged. You may only play one Leg Sweep this turn.

**Lisa Halle (HS2-043)**

SITUATION: MORTAL ALLY

**When you play or put this card into play, you may place it under your opponent's control.**

**Live Forever [All Editions]** – Methos – S2 – Event –

Prevent all damage and avoid all attacks this turn. Remove this card from the game after use.

**Losing Your Edge / Edge / 2 / LG3-114**

BURN: Your opponent must burn one card from the bottom of their Endurance for each Edge card they played last turn.

**Lucky Break / Iman Fasil / Diamond / EDGE / S2 / - (🔒) – LG3PR-038**

Play in conjunction with a non-permanent, Iman Fasil specific card that says " If your opponent is Disarmed ". You may activate the effects of that card as if your opponent is Disarmed while Lucky Break is in play. You may not use any Retrieval effect(s) to Retrieve this card from your Discard.

**Master's Advantage [TG]** - Ramirez - S2 – Situation –

While this card is in play, all text on your opponent's persona is ignored. If their persona power allows them additional cards in their deck, they may not play those cards.

**Master's Advice [All Editions]** - R1 – Situation –

While this card is in play, your maximum Ability is increased by 2. You may have only one Master's Advice in play. You gain 2 Ability when this card first enters play.

**Master's Attack / Cassandra / R2 / - (🔒) / SPECIAL ATTACK - 2 / MC Grid / LG3-016**

If this attack is unsuccessful, you may play a Cassandra specific Illusion from your Hand next turn. If you do, treat the Illusion played as an Event and you cannot play a Special Card from your Hand that turn.

**Masters Attack (HTG-255)** - General Katana – Special Attack – R2

If your opponent has a Plot in play, this attack cannot be blocked. If your opponent has a Situation in play, this attack cannot be dodged. This attack may be a Power Blow. This attack may be made a Head Shot.

**Master's Attack May Ling Shen (HS3-176)(R4)**

SPECIAL ATTACK: **MARTIAL ARTS**

You may only play this attack if you have a Bear Attack or Master's Block in play. You may play this attack even if you are Disarmed. You may play this as an additional attack. Defenses will not block or avoid multiple Martial Arts attacks you play.

**COST:** Your opponent must discard a block and a dodge from their Hand to play a defense from their Hand against this attack.

**Master's Block [SE]** - Richie Ryan - R2 – Block –

You may Attack normally to any area this turn. Your next Attack this turn is hidden.

**Master's Block [All Editions]** – Connor Macleod – R2 – Block –

Your next attack this turn may not be blocked.

**Master's Block / Tommy Sullivan / R2 / full grid block / CVT-053 / MTT**

BLOCK

Your first attack this turn may be Hidden.

If successful, put a Wound into play (ignore the requirements of the Wound card).

**Masters Cannot Be Countered Pregames (all versions) (excluding Jacob Kell)**

Play in conjunction with (XYZ) Persona.

You begin the Game with +1 Ability.

This Pregame is an extension of your Persona and cannot be targeted by any effect by either player.

**Your Persona-Specific, Master cards** cannot be countered or removed from the Game.

NOTE: (XYZ) is in reference to which Persona the MCBC Pregame is for without having to make an entry for each one.

For example, Richie Ryan MCBC would now say....

Play in conjunction with the Richie Ryan Persona.

You begin the Game with +1 Ability.

This Pregame is an extension of your Persona and cannot be targeted by any effect by either player.

**Your Persona-Specific, Master cards** cannot be countered or removed from the Game.

**Master's Disarm (HN13-088) - Connor Macleod– R2 – Event**

Play during your Defense phase. You may only play this card if you are disarmed, your opponent is armed, and you have an attack pending. Avoid the last attack your opponent played. Your opponent is now disarmed and you recover your weapon. If your weapon was broken, your opponent's weapon is now broken. If your first attack this turn is an upper attack and can be made a head shot, it is a head shot.

**Master's Disarm (HN13-202) – Nakano - R2 – Event**

Play during your Defense phase. You may only play this card if you are disarmed, your opponent is armed, and you have an attack pending. Avoid the last attack your opponent played. Your opponent is now disarmed and you recover your weapon. If your weapon was broken, your opponent's weapon is now broken. If your first attack this turn is an upper attack and can be made a head shot, it is a head shot.

**Master's Head Shot / Connor MacLeod / S2/ SPECIAL ATTACK - 4 / UC,UM,UL grid /**

**LG3PR-007** You may attack to areas you blocked this turn. This attack is a Power Blow. If you do not play any Special Cards this turn, this attack is a Head Shot. Your opponent's Hard Exertion size is reduced by one during their next Defense Phase.

**Master's Manipulation / Andre Korda / S3 / EDGE / AVZ-023 / MTS**

EDGE

You may only include or use this card if you are only using the Andre Korda Persona.

REVEAL: Look at any Captured cards from under one card you or your opponent controls. If you do not play a Special card this turn, you may put one of those Captured cards (even Signature) into play under your control, even a Special card. Ignore any requirements on the card chosen.

**Master of The Cane Sword / Cane Sword / HS4-231 / 2**

You may not be Prone. If you are Prone when this card enters play, you regain your feet.

You may ignore any costs to play this card.

**Master of the Game – Kit O'Brady**

Whenever your opponent loses an attribute challenge with an end result of zero, you may remove all cards from that attribute challenge from the game.

**Master's Seduction / Faith / HM3-115 / EVENT / S4**

Your opponent is Prone and Considered Disarmed during their next turn. At the end of this effect, without regaining their feet, they are UnProne and they are rearmed without recovering their weapon(s).

**Master's Tactician [4H] - Xavier - S3 – Situation –**

At the beginning of each of your turns, choose any situation in play. This card duplicates the text, title, and effects of the chosen situation as long as the chosen situation remains in play.

**Master Thief – Zachary Blaine – S2 – Event –**

Discard any number of cards from your Hand. Your opponent must Discard an equal number of cards from their Hand.

**Master's Wisdom / Darius / S2 / EDGE / CON2011-004 / Diamond Icon / MRR**

EDGE

ALLOWANCE: You may include one Signature card from another Persona in your Deck. You may only play that card, or put that card into play, in conjunction with this card.

**Middle Left Attack (HS3-233) - Broad-Bladed Spear - Basic Attack – 000/X00/000 -**

This Attack does an additional point of damage. If your opponent played a Power Blow last turn, you may make your first Attack this turn hidden. You may make a hard Exertion to make this Attack a Power Blow.

**Middle Right Attack (HS3-234) - Broad-Bladed Spear - Basic Attack – 000/00X/000 -**

This Attack does an additional point of damage. If your opponent played a Power Blow last turn, you may make your first Attack this turn hidden. You may make a hard Exertion to make this Attack a Power Blow.

**Mimes (HTG-276) - Situation: Bystander –**

TRIGGER: If your opponent drew cards before their Draw/Discard Phase last turn, you may Discard this card from play to draw that many cards during your turn.

**Mongol Horde – (LG2-024) – Khabul Khan – S2 – Object: Mortal Ally**

This card belongs to Khabul Khan, not Kabul Khan

**Monkey / 4H / SITUATION**

SITUATION / BYSTANDER / CUMULATIVE

DISCARD: While in play, your opponent must Discard one card from their Hand during their May Do / Must Do Phase.

**Nefertiri [SE] – Persona –**

During your turn, you may draw back up to your Ability if you have fewer cards in your Hand than your Ability. When you Discard, or are forced to Discard from your Hand, you may place some or all of those cards on top of your Endurance. You may include up to 5 master cards.

**New York, 1897 / Generic / RAVEN011 / LOCATION / 3**

If your opponent only played or put into play one Attack last turn, you may not play a defense card from your Hand this turn.

**Not So Fast / EDGE / 3 / LG3PR-037**

Play During your May Do / Must Do Phase.

RETRIEVE: If your opponent targeted you with a BURN effect during their last turn or this turn, Retrieve one of the Burned cards to your Hand for each Burn effect.

**Off Hand Block (7PP03) - 2**

BLOCK: MARTIAL ARTS

RETRIEVE: You may Retrieve one Martial Arts card from your Endurance.

**Off-Hand Strike (HS3051)**

ATTACK: MARTIAL ARTS – 2/4

You may play this attack even if you are Disarmed.

**Off-Hand Strike (HS3052)**

ATTACK: MARTIAL ARTS – 2/4

You may play this attack even if you are Disarmed.

**Old Tricks (PP-2021) (Bugged)**

EDGE

RETRIEVE / ALLOWANCE: Search the top 5 cards of your opponent's Discard Pile. Select one card (even Signature), and put it into play under your control. Old Tricks cannot be captured or Retrieved.

**Outnumber (HTG-241) - R1 - Corda and Reno – Event (no longer bugged) –**

You may only play this card if you are using both Corda and Reno Persona's. Your opponent must Discard one Special Card from their Hand. If they do not, they must Discard the top five cards of their Endurance. You may play another Special Card this turn. If this card is in play during your Sweep Phase, you may return it to your Hand.

**Parry and Thrust (HS3-076) (T) (reserved)**

EDGE

Play in conjunction with any block that covers three grids or less. If that is the last defense played on your turn, it becomes your first attack during your Attack Phase. **The text on the block is nullified. It is now a Special Attack that does two damage.** You may attack to areas you just blocked this turn.

**Persistence (LG1-010) - S2 - Graham Ashe -EDGE**

This card may be played after you play a Master's Attack or a Slash. If the attack is unsuccessful, take this card back to your Hand and nullify one Situation, Object, or Location in play until the end of your next turn.

**Pestilence (Raven Set) - S4 – Kronos -SITUATION: CUMULATIVE**

COST: Your opponent must Discard a card to play a card from their Hand.

**Pestilence / Kronos / S2 / Plot / 4H-174**

At the beginning of your opponent's turn, your opponent may make a Hard Exertion. If they do not, their Persona Power is nullified until the beginning of their next turn.

This is not a COST or BURN effect.

**Pickpocket (HS1-123) – Amanda – Special Attack –**

This attack cannot be blocked and does 0 damage. You may play this attack even if you are disarmed. If successful, you may look at your opponent's Hand and Discard one card found there. If that card is an Object, you may instead put it into play under your control.

**Pommel (TS1-032) – Duncan – Special Attack –**

You may play this attack as an additional attack if the last defense you played this turn was an Evade: Escape. You may play this attack even if you are disarmed. This attack cannot be blocked. This attack does 0 damage. You may play an additional attack this turn. You may only play one Pommel this turn.

**Princes of the Universe [Promo] - R1- Edge –**

You may play this card if you will gain Ability this turn. You gain 1 additional Ability from this card. This will not raise you above your maximum Ability.

**Protected Resources (HSFV-134) - 2 – Situation –**

You may nullify any effect by your opponent that would force you to Discard cards from your Hand or off the top of your Endurance. Your opponent cannot Discard cards from your Hand or your Endurance. This card has no effect towards paying a cost to play a card(s).

**Protector of the Stone – (HS2-266) - R - Rebecca Horne - Event**

DRAW: You may Draw a card for each Crystal you have in your Pregame (Maximum 3). You may play an additional Special Card this turn. You may only play one Protector of the Stone per turn.

**Pummeling / Tommy Sullivan / CVT-054 / WOUND / R2**

You may only play or put this card into play if you made a successful attack last turn. Your opponent is Prone during their Defense Phase. At the end of this effect, without regaining their feet, they are UnProne.

**Quality Blade [AT] - Saber/Sabre – Object –**

You may choose to have any Basic Attack Discarded from your Hand placed at the bottom of your Endurance. You may only have 1 Quality Blade in play.

**Quickening [Promo] - {General Katana} :**

If you do not play a Special Card, once during your turn you may make an Exertion to remove a Situation or Plot from play.

**Quickening [Promo] - {Kane} :**

At the beginning of your turn you may look at the top card of your opponent's Endurance. You may use this card if you Discard the top card of your Endurance. You may not play Reserved or Signature cards in this manner.

**Quickening [Promo] – {Kurgan} (All editions)**

**Your non- Ranged attacks that do 1 damage or more, do an additional point of damage.**

**Quickening [Promo] - {Masters Advance} :**

Your opponent must Discard a dodge for each dodge he wishes to play from his Hand.

**Quickening / Pregame / Q2018-005 (Michael Moore)**

If you do not play a Special card, and/or make a Hard Exertion this turn, you may play one Illusion from your Hand as if from a Hard Exertion.

**QUICKENING Jacob Kell / Pregame / HN13-270**

Play in conjunction with Jacob Kell Persona.

You begin the Game with +1 Ability.

This Pregame is an extension of your Persona and cannot be targeted by any effect by either player.

Your Persona-Specific, gridded Master cards cannot be countered or removed from the Game.

If you lose your head, you do not lose this card.

**Quick Slash (HS4-260) – Single Handed Broadsword – 4 –**

This attack may be played as an additional attack. This attack cannot be a Power Blow. You may only play one Quick Slash this turn.

**Recover Weapon [SE/ME] – Event –**

You may only play this card if you are disarmed and your weapon is not broken. Your weapon is rearmed.

**Richie Ryan [SE] – Persona –**

You may use one non-signature immortal specific card from each persona. You may include up to 5 master cards.

**Richie Ryan - R2014-33**

BURN : Any Burn effects targeting you may be Burned from your opponent's Endurance instead. (Max 5)

BURN : Declare one Immortal Specific card you have in play to have it's Burn effect doubled until the beginning of your next turn.

**Safe House [4H] – Situation –**

Place all allies in your Hand under this card when this card enters play. Instead of playing a Special Card on your turn, you may play an ally from under this card as if from your Hand. If your opponent removes this card from play, place all cards under it into play.

**Safe Haven [Promo] - R2 – Situation –**

Your opponent cannot play any Attacks or Special Cards that may do damage. Discard this card from play if you play any Attacks or Special Cards that may do damage.

**Scorn - Situation - Diamond Icon –**

Target is rejected by a loved one due to their immortality. Target immediately loses two ability. The Ability is recovered if this card leaves play or is nullified. This card is removed from play after two of your opponent's complete turns.

**Season Two Basic Block Cards –**

You may make a Hard Exertion to make this block a Power Block.

**Seduce [WC] - Hugh Fitzcain - R – Situation –**

You gain control of any situation:ally your opponent has in play. You may choose a different target or opponent if the Ally requires one. If the ally is removed from play, return it to its original owner's Discard Pile.

**Shield / Pregame / HTG-276 / Off Hand Icon**

You may include this Weapon of Choice in your deck with another One-Handed Primary Weapon of Choice

UPSIDE: You may play blocks against Ranged Attacks.

DOWNSIDE: Your first attack cannot be played to areas you blocked this turn.

**Shooting Blade [SE] - 000/0S0/000 - R2 - Special Attack:Ranged – 1 Hand Icon –**

This Attack does 4 damage. If you are playing Slan as your persona, you do not need a free Hand Icon to play this Attack.

**Skull – Object –**

When your opponent plays a Mortal Ally, they lose one Ability.

**Slash (HS3-245) - Mongolian Broadsword – Attack – 00X/00X/00X –**

If this Attack is played from under the Mongolian Broadsword Weapon of Choice, it may be played as an additional Attack. This Attack cannot be a Power Blow.



**Slash (HS3-246)** - Mongolian Broadsword – Attack – X00/X00/X00 –

If this Attack is played from under the Mongolian Broadsword Weapon of Choice, it may be played as an additional Attack. This Attack cannot be a Power Blow.

**Sleight of Hand Kit O’Brady HS4-139**

You may only play this card from a soft exertion. If revealed in an :-

Attribute check – add one to the result

Attribute challenge- add one to your result and subtract one from your opponent’s result.

If this card is in your hand you may discard it to satisfy any cost to play one card

**Student of Many / Generic / GCP17-003 / EDGE / 3**

ALLOWANCE: You may include and use one non-Signature Edge card from another immortal in you deck. That card may only be played or put into play in conjunction with this card. Cards titled “Student of Many” are the only In-Game Allowance cards you can include in your deck.

**Student of Many / Connor Macleod / R2 / EDGE / LG3PR-039b**

ALLOWANCE: You may include one non-Master, Reserved card from another immortal in your deck. You may only play or put that card into play in conjunction with this card.

**Surprise Attack - Parrying Blade - 1<sup>st</sup> edition – 000/X00/000 –**

If you played an attack this turn, you may play this attack as an additional attack. You may only have one Surprise Attack in play at a time. If the last defense you played this turn was a dodge, you may play this attack hidden.

**Surprise Attack - Parrying Blade - 1<sup>st</sup> edition – 000/00X/000 –**

If you played an attack this turn, you may play this attack as an additional attack. You may only have one Surprise Attack in play at a time. If the last defense you played this turn was a dodge, you may play this attack hidden.

**Swords to Snakes (HM3-207) – Nakano – S - ILLUSION**

Your opponent is considered Disarmed while this card is in play.

**Tackle (HN13-104) – Duncan – Special Attack –**

This attack does 0 damage. You may play this attack after a Back Away. You may attack normally after the Back Away this turn. You may play an additional attack this turn. You may only play one Tackle this turn.

**Talia Bauer Q** - should be Q2015-006 instead of Q2015-004

**Taunt / Walter Reinhardt / R3 / EVENT / LG3PR-019**

COST / BURN: Play in conjunction with an attack. Your opponent must Burn one card from the top of their Endurance to play a defense from their Hand against that attack.

**Taunting Wound / Sabre / CVT-045 / WOUND / 3**

You may only play or put this card into play if you made a successful attack last turn. Your opponent is Prone during their May Do / Must Do Phase. At the end of this effect, without regaining their feet, they are UnProne.

**TCG Rip [Promo]** - Pre-Game –

You may tear this card in half to counter a special or edge card as it is played.

**Teacher of Many** - (Diamond Icon) - All versions

**Teamwork (HTG-245) - R - Corda and Reno – Event (no longer bugged) –**

You may only play this card if you are using both Corda and Reno Persona's. You may exchange up to three cards between each Hand. You may play another Special Card this turn.

**The Bedouin / Saif al-Rashid / S2 / PLOT / TVB-068 / R**

**PLOT**

You may only include or use this card if you are only using the Saif al-Rashid Persona.

Once per turn, you may nullify the text "If you do not play a Special Card" from one Pregame or Ingame card.

**The Face of Famine / Caspian / 4H-262 / OBJECT / R4**

If your opponent plays more than one defense during their turn, they are Prone during their next Attack Phase. At the end of this effect, without regaining their feet, they are UnProne.

**The Final Dimension (HN13-001PP) - PLOT - 2 –**

Once during your turn, you may play an Illusion from a Soft Exertion.

**The Flock (all persona versions)**

You may ignore all hand requirements (This part of the Persona power cannot be nullified by any affect)

During deck construction, you may include up to five weapons of choice in your Pre-Game) , Your Master card limit is +1 for each weapon of choice in your pre-game. You may not increase your gem attributes

**The Flock Pre-Game (2017RP-026)**

You may include this card in your Pregame if you are using the Jacob Kell, Jin Ke, Faith, Manny, Carlos, Winston, or Cracker Bob Personas. You may include and use non-Signature cards from The Flock. You may begin the Game with ONE (regardless of Restriction number) Signature Situation: Member from the Flock in play. When this card is removed from play by any effect, it is instead removed from the game, and not considered a REMOVAL effect.

**The Master Plan - Xavier - Edge - S4 –**

Play in conjunction with a plot. You may play an additional plot this turn. You may only play one The Master Plan per turn.

**The Raven / Amanda / RAVEN028 / PLOT / S2**

**REVEAL:** Your opponent must play with their Hand face up.

If you do not play a Special Card this turn, you do not have to randomly choose cards for your Persona Power

**The Raven (Dead on Arrival) – RAVEN017**

You must have REBORN and THE ROGUE in play to play this card. Remove all Plot cards titled The Raven from play. For the next three turns all upper attacks are Head Shots.

**The Witch of Donan Wood / Cassandra / S2 // - (👁️) / EDGE / LG3-019**

If you have an in-Game card in play that allows you to make a 3- card Hard Exertion, you may place one card from your Hand on top of your Endurance before making that Exertion.

**Tipping The Odds - CVK024 – Edge – S3**

Play at the beginning of your Defense Phase

Choose one:

-Nullify one Restriction your opponent has in play preventing you from playing a defense from you hand.

-DISCARD: Discard a card from under your Crysta Persona to make one defense you play this turn able to defend an unblockable or undodgeable attack(s).

**Treachery [4H] – Event – R3 –**

During your turn, instead of making a HARD Exertion for a Power Blow or a Power Block, make a 0 card HARD Exertion and Discard the top 5 cards from your opponent's Endurance.

**Trench Coat (HN13-068) - Object –**

Trigger: Discard this card from play to remove one Pedestrian, Bystander, or Reporter from play; or to counter one Pedestrian, Bystander, or Reporter as it is played or put into play.

**Trip / Connor Macleod / HM3-091 / EVENT / Unrestricted**

Remove all Standing Defenses your opponent has in play. Your opponent is Prone during their next Attack Phase. At the end of the effect, without regaining their feet, they are UnProne.

**Trip (HTG-246) - Corda and Reno – Event (no longer bugged) –**

Remove all standing Defenses your opponent has in play. If playing with both Corda and Reno Persona's, you may switch Hands.

**Trip / Duncan Macleod / HM3-105 / EVENT / Unrestricted**

Remove all Standing Defenses your opponent has in play. Your opponent is Prone during their next Attack Phase. At the end of this effect, without regaining their feet, they are UnProne.

**Trip / Kamir / CVK-051 / EVENT / R4**

Remove all Standing Defenses your opponent has in play. Your opponent is Prone while this card is in play. At the end of this effect, without regaining their feet, they are UnProne.

**Trip (HTG-165) - Yung Dol Kim – Event - (Signed) –**

Remove all Standing Defenses your opponent has in play. You may play another Special Card this turn. You may only play one Trip per turn.

**TSC Headquarters (HTG-214) – Location – (RETURN TO ORIGINAL WORDING)**

No locations may be put into play.

**TSC Troopers (HTG-215) - Situation: Pedestrian –**

Play on an opponent's Situation in play. Keep TSC Troopers with that Situation. You may ignore the effects of that Situation

**Turnabout / Moore/Barnes / S2 / PLOT / BVM065 / R**

PLOT

If you are forced to flip your Persona card, you can choose not to.

TRIGGER/REMOVAL/DRAW: You may remove this card from the Game to shuffle your Hand and Discard into your Endurance. Then Draw up to your Hand Size prior to triggering this effect.

**Two-Handed Stance (SFV) – Katana – Situation – One Hand Icon –**

If you play at least one Attack during your turn, your opponent cannot play more Attacks than you did during their next turn. This is a Standing Defense.

**Unlimited Resources - R2 – Grayson – Edge –**

Play in conjunction with a Risk Management situation. You may play an additional Risk Management this turn.

**Up and At'em / HS4-056 / 4H-122 / EVENT**

You may only play this card if you are Prone. You may ignore costs to play this card. Remove any cards that are causing the effect from play.

**Upper Center Block – (RVR050)**

Should be RVR050, not BVK011

**Vengeance** – Colin MacLeod – R4 – Event –

You may only play this card if your opponent removed one of your allies from play during their last turn. Play in conjunction with a non-Special Attack. That Attack cannot be blocked or dodged.

**Viking / Kanwulf / R2 / EDGE /**  **/ LG3PR- 041**

Text is the same.

**Vindictive/Dark Duncan/DD-010**

SPECIAL ATTACK-1

Choose a grid. If you made an Exertion last turn, this attack cannot be dodged.

**Watcher [SE]** – Situation –


You may Discard this card from play to counter a Watcher or Hunter card.

**Watcher (HN13-221)** – Situation – 2 –

Your cards cannot be nullified during your turn by your opponent.

**Watcher HS3 -220**

You may ignore the effects of any cards which make you prone or considered disarmed.

**Waiting to Strike (4H-123)** – Edge - 2 - () –

Play in conjunction with a special card. You may play an additional Event this turn. You may only play or put into play two Special cards this turn. Skip your Attack Phase.

**Weapon Lock-** Single Handed Broadsword- Edge- R4 –

Play in conjunction with a block. Retrieve up to three Basic Attacks from your Discard Pile and put them into your Hand. You may not play any Attacks this turn.

**Woman Scorned** - Kristin Gilles - Event - R2 –

You may only play this card if your opponent played an attack last turn. Play in place of an attack. You may play up to three basic attacks from your Hand this turn. Defenses will not block or avoid multiple attacks you play this turn.

**Wrist Catch / 6PP05 / EDGE / 3**

Play in conjunction with a non-Standing Defense. If the defense is declared successful, your opponent is Prone while this card is in play. At the end of the effect, without regaining their feet, they are UnProne.

**You Know The Rules / Situation / 3 / LG3-013**

Your opponent cannot use any In-Game effects that would allow them to use any Persona Power other than the Persona Power they are currently playing as.

## Effect Classification List for 1ed Cards

### **SERIES ONE**

Amanda Steal – Discard  
Connor Extra Shot – Restriction  
Duncan Extra Shot – Restriction  
Alan Baines – Discard  
Carl – Trigger  
Caught In The Act – Discard  
Challenge – Restriction  
Charlie – Restriction  
Counterfeit (Betrayal) – Discard  
Darius – Allowance  
Elizabeth Vaughn – Draw  
Extra Weapon – Trigger  
Feint – Retrieve  
Fortune Teller – Reveal  
Gypsy – Reveal  
Gypsy Lover – Reveal  
Heroic Deed – Discard/Draw  
Holy Ground – Discard/Draw  
Interference – Discard  
Linda Plager – Discard  
Maurice – Burn/Retrieve  
Pedestrian (No Attack) – Restriction  
Renee Delany - Restriction  
Sea Witch (Sinker) – Restrict  
Segur – Reveal  
Watcher (Counter) – Trigger  
Luther Intimidate – Restriction  
Luther Taunt – Discard  
Nefertiri Desperation – Draw  
Nefertiri Extra Shot – Restriction  
Richie Ryan Extra Shot – Restriction  
Richie Ryan Luck – Retrieve  
Slan Quince Intimidate – Restriction  
Xavier Forethought – Trigger  
Xavier Plan Ahead – Trigger

---

### **MOVIE ONE**

Connor Extra Shot – Restriction  
Connor Flashback – Draw  
General Katana – Restriction  
General Katana Intimidate – Restriction  
General Katana Run Away Train – Discard  
General Katana Taunt – Restriction  
Advance – Restriction  
Alex Johnson – Retrieve  
Angry Mob (Discard) – Discard  
Battlefield – Discard  
Brenda Wyatt – Draw  
Bystander (Attack Damage) – Burn  
Bystander (Discard 3 Attacks) – Discard  
Candy – Discard

Cat and Mouse (Attack) –  
Cumulative/Discard  
Cat and Mouse (Defense) –  
Cumulative/Discard  
Cat and Mouse (Endurance) –  
Cumulative/Burn  
Catwalk – Restriction  
Caught In The Act – Discard  
Cave In – Discard  
Collapse – Restriction  
Dangerous Ground – Discard  
Dead End Alley – Restriction  
Desert – Burn  
Dirty Trick (Kick) – Burn  
Dirty Trick (Pummel) – Burn  
Dirty Trick (Shove) – Restriction  
Disgruntled Mortal – Cumulative/Burn  
Dr. Alan Neyman – Retrieve  
Extra Weapon – Trigger  
Feint (Hidden) – Restriction  
Feint (Get Attack) – Retrieve  
Garfield – Restriction  
Higher Ground – Restriction  
Holy Ground (Shuffle) – Draw  
Honor Bound – Restriction  
Improvised Weapon – Burn  
Incompetence – Burn  
Interference – Discard  
John Macleod – Discard/Draw  
Joy Ride (Dead End) – Discard  
Kiss Your Butt Goodbye- Discard  
Lean and Mean – Draw  
Louise Marcus – Discard  
Master's Advance – Cost  
Master's Domain – Retrieve  
Master's Stratagem – Draw  
Nemesis (Connor) – Restriction  
Nemesis (Nakano) – Restriction  
Patience – Draw  
Pedestrian (Hidden) – Restriction  
Pedestrian (No Attack) – Restriction  
Psyche – Reveal  
Quality Blade – Draw  
Rooftop – Restriction  
Ruins – Restriction  
Stumble – Discard  
Stunning Blow (UC) – Discard  
Stunning Blow (UL) – Discard  
Stunning Blow (UR) – Discard  
Tight Squeeze – Restriction  
Twist of Fate – Discard  
Upper Hand – Reveal/Discard  
Weapon Bind – Restriction  
Khabul Khan Extra Shot – Restriction

Khabul Khan Flashback – Draw  
Sunda Kastagir Charm – Discard  
Sunda Kastagir Extra Shot – Restriction  
The Kurgan Disguise – Restriction  
The Kurgan Extra Shot – Restriction  
The Kurgan Flashback – Draw  
The Sorcerer Nakano Flashback – Draw  
The Sorcerer Nakano Swords to Snakes – Restriction

---

### **WATCHER'S CHRONICLES**

Amanda Master Thief – Discard  
Annie Devlin Escape – Trigger  
Annie Devlin Flashback – Trigger  
Advanced Warning – Trigger  
Cat and Mouse (Attack) – Cumulative  
Cat and Mouse (Draw) – Cumulative/Draw  
Donna Ondrejka – Draw  
Dr. Anne Lindsay – Trigger  
Hideo Koto – Trigger  
Immortal Wound – Wound/Discard  
Impressive Move – Draw  
James Horton – Trigger  
Joe Dawson – Trigger  
Lighthouse – Restriction  
Lunge – Restriction  
Nemesis (Annie) – Restriction  
Nemesis (Kalas) – Discard  
Watcher (Agents Threatened) – Discard  
Watcher (Watcher Involvement) – Trigger  
Watcher Regional HQ – Draw  
Watcher's Chronicle – Retrieve  
Hugh Fitzcainr Charm – Discard  
Hugh Fitzcainr Fast Talk – Restriction  
Hugh Fitzcainr Flashback – Trigger  
Kalas Extra Shot – Restriction  
Kalas Flashback – Draw  
Kalas Forgery – Retrieve  
Kern Flashback – Draw  
Richie Ryan Quick Learner – Trigger/Retrieve  
Slan Quince The Cat – Restriction

### **THE GATHERING**

Clan Macleod Remembrance – Trigger/Discard  
Connor Macleod Solitude – Draw  
Corda and Reno Casual Killer – Trigger  
Corda and Reno Flying Machine (Wings) – Cost  
Corda and Reno Grapple – Cost  
Corda and Reno Maniacal Laugh (No Attack) – Restriction  
Corda and Reno Maniacal Laugh (Must Attack) – Discard

Corda and Reno The Equalizer – Trigger  
General Katana Extra Shot – Restriction  
General Katana Intimidate – Restriction  
General Katana Run Away Train – Discard  
General Katana Taunt – Restriction  
Asgard – Reveal  
Breakout – Retrieve  
Conjure – Retrieve  
Cover (L/R) – Restriction  
Cover (R/L) - Restriction  
Destruction (Tonight You Sleep In Hell) – Restriction  
Dirty Trick (Kick) – Burn  
Dirty Trick (Pummel) – Burn  
Dirty Trick (Shove) – Restriction  
Do As I Say Woman – Trigger  
Improvised Weapon – Burn  
Jack Donovan - Trigger  
Joy Ride (Dead End) – Discard  
Laundry Room – Restriction  
Lean and Mean – Draw  
Lt. John Stenn – Trigger  
Memories (Edge) – Retrieve  
Memories (Special) – Retrieve  
Mental Ward – Restriction  
Narrow Escape – Discard/Draw  
Nemesis (Corda and Reno) – Restriction  
Nemesis (Iman Fasil) – Restriction  
Nemesis (Kane) – Burn  
Nemesis (Yung Dol Kim) – Restriction  
Sheathe Weapon – Trigger  
Snake Bar - Restriction  
Spiritual Center – Restriction  
Trench Coat – Restriction  
Weapon Bind – Restriction  
Kane Divination – Retrieve  
Kane Open Mind – Discard  
Kane Persona – Reveal/Burn  
Kane Taunt – Discard  
Kane Teleport – Trigger  
Ramirez Experience Counts – Restriction  
Ramirez Master's Advantage – Restriction  
The Kurgan Skull Helmet – Cost  
Yung Dol Kim Cutting Room Floor – Discard  
Yung Dol Kim Run Away – Trigger

---

### **ARMS AND TACTICS**

Amanda Mistaken Identity - Trigger  
Arms and Tactics Pre Game (May Play A Card) – Trigger  
Arms and Tactics Pregame (Remove 5) – Trigger  
Broad Bladed Spear Quality Blade – Draw  
Cierdwyn Alaine – Retrieve  
Cierdwyn Flashback – Trigger

Cierdwyn Jakob –Retrieve  
 Cierdwyn Myra – Retrieve  
 Claymore Pre Game – Burn/Burn  
 Claymore Quality Blade – Reveal  
 Duncan Macleod T-Bird – Trigger/Retrieve  
 Bad Luck (3 Card) – Reveal  
 Bad Luck – Burn  
 Big and Bad – Draw  
 Cull The Weak (Exhausted) – Burn  
 Cull The Weak (Tired) – Burn  
 Cull The Weak (Weak) – Burn  
 Diane Terrin – Burn  
 Dirty Trick (Head Butt) – Burn  
 Encumbered – Burn  
 Extra Weapon – Trigger  
 Foresight – Discard/Draw  
 Holy Ground (Look) – Reveal  
 Joe's – Cost  
 Matthew McCormick – Trigger  
 Nemesis (Cierdwyn) – Cost  
 Nemesis (Kanis) – Restriction  
 Nemesis (Kanwulf) – Cost  
 Nemesis (Martin Hyde) – Draw/Discard  
 Ring Of Fire – Restriction  
 Slaughter House – Restriction  
 The Circle – Restriction  
 The Gathering – Burn  
 Vice Grip – Restriction  
 Gladius Pregame – Discard  
 Gladius Quality Blade – Draw  
 Kalas Insurance (3 Card) – Discard  
 Kalas Insurance – Discard  
 Kanis Flashback – Draw  
 Kanis Hound (Hampton) – Cost  
 Kanis Hound (Lancaster) – Cost  
 Kanis Persona – Trigger  
 Kanis Pure Breed – Retrieve  
 Kanwulf Extra Shot – Restriction  
 Kanwulf Flashback – Trigger  
 Kanwulf Persona – Retrieve  
 Katana Sword Lightning Reflexes –  
 Retrieve/Discard  
 Kern Calm Before the Storm – Discard  
 Kern Musket – Trigger  
 Luther Incense Of Pain – Burn  
 Luther Master's Attack – Restriction  
 Martin Hyde Extra Shot – Restriction  
 Martin Hyde Hunter – Restriction  
 Martin Hyde Master's Trick – Discard  
 Martin Hyde Persona – Draw/Discard  
 Martin Hyde Weapon Bind – Discard  
 Parry Blade Pre Game – Burn  
 Paul Kinman Contract Killer – Retrieve  
 Paul Kinman Deceiver – Trigger  
 Paul Kinman Taunt – Reveal/Discard  
 Rapier Bleeding Wound – Wound

Saber Pre Game – Cost  
 Shield Pre Game – Burn  
 Xavier Loot – Reveal/Burn

---

#### **FOUR HORSEMEN**

Arms and Tactics Pregame (Continue) –  
 Trigger  
 Arms and Tactics Pregame (Head Shot) –  
 Trigger  
 Arms and Tactics Pregame (Keep Exertion)  
 – Trigger/Retrieve  
 Caspian Flashback – Draw  
 Cassandra Enchanted Voice (Situation) –  
 Discard  
 Cassandra Flashback – Discard/Draw  
 Cassandra Illusion – Discard  
 Cassandra Persona – Discard  
 Cassandra Precognition – Reveal  
 Cassandra Seer – Reveal  
 Cassandra Vindication – Discard  
 Advance Warning – Draw  
 Always Go With The Winner (Ambush) –  
 Restriction  
 Always Go With The Winner (Reunion) –  
 Retrieve  
 Always Go With The Winner (Secret  
 Alliance) – Retrieve  
 Balladeer – Trigger  
 Blatant Clue – Trigger/Retrieve  
 Carolyn Marsh – Discard/Draw  
 Close Quarters – Restriction  
 Depravity – Restriction  
 Monkey – Discard/Cumulative  
 Nemesis (Caspian) – Retrieve  
 Nemesis (Cassandra) – Discard  
 Nemesis (Kronos) – Reveal/Discard  
 Nemesis (Methos) – Discard  
 Nemesis (Silas) – Discard  
 Pagliaccio – Discard  
 Peeping Tom – Trigger/Reveal/Discard  
 Season Six – Burn  
 See No Evil – Trigger  
 Submarine Base – Restriction  
 The Bronze Age – Discard  
 The Vampire – Trigger/Retrieve  
 Trench Coat – Trigger/Retrieve  
 Unforeseen Event – Discard  
 War Paint – Trigger/Discard  
 Weighted Blade – Burn  
 Well Prepared Defense – Discard/Draw  
 Kern Relentless – Restriction  
 Kronos Duck – Restriction  
 Kronos End Of Time – Trigger  
 Kronos Foresight – Trigger/Retrieve

Kronos Master's Attack – Restriction  
Kronos Persona –  
Reveal/Discard/Restriction  
Kronos Taunt – Discard  
Kronos Thrown Dagger – Discard  
Luther Malicious Grin – Discard  
Silas Child's Mind – Draw  
Silas Flashback - Trigger/Retrieve  
Silas Master's Proficiency – Restriction  
Silas Persistence – Retrieve

---

### **METHOS COLLECTION**

Adam Pierson Pregame – Cost  
Treachery – Burn  
Methos Extra Shot – Restriction  
Methos Flashback – Trigger  
Methos Immortal Research – Reveal  
Methos Methos? – Trigger  
Methos Persona – Draw  
Methos The Gift – Trigger/Retrieve  
Methos Quickening – Draw

---

### **DUNCAN COLLECTION**

Duncan Anne – Trigger  
Duncan Belligerent Attack (ML) – Retrieve  
Duncan Belligerent Attack (MR) – Retrieve  
Duncan Blinding Technique – Burn  
Duncan Debra – Discard  
Duncan Flashback – Draw  
Duncan Pummel – Burn  
Force Of Will – Draw

---

### **PROMOS**

Alternative Card Distributing – Trigger  
Appel – Restriction  
Asgard – Reveal  
Berkely Game Distributors – Trigger  
Collect – Cumulative  
Conjure – Retrieve  
Death Before Dishonor – Trigger  
Delusions – Retrieve/Discard  
Diamond – Trigger  
Director's Cut (Event) – Retrieve  
Empathy – Trigger/Discard  
Flashback – Trigger/Retrieve  
Illusory Terrain – Restriction  
Inquest (Same Title) – Discard  
Inquest (Special) – Discard  
Jungle – Discard  
Lurker – Trigger  
Measure Of A Man – Draw  
Painful Distraction – Restriction  
Safe Haven (Situation) – Restriction

Save The Day – Draw  
Scotland The Brave – Trigger  
Scrye – Reveal  
Sovereign Media – Reveal  
The Gathering – Restriction  
The Highlands – Draw  
Thunder Con – Cumulative/Discard  
Turn Of Events – Cost  
Verona, Italy 1637 – Restriction  
Zealot – Burn  
Quickening (Discard Special) – Cost  
Quickening (Kalas) – Discard  
Quickening (Kane) – Reveal/Burn  
Quickening (Kronos) – Restriction  
Quickening (Master's Advance) – Restriction  
Quickening (Nefertiri Draw) – Draw  
Quickening (Nexus) – Draw  
Quickening (Standing Defense) – Cost  
Thunder Castle Games Rip Cards (All Versions) – Trigger

---

### **BLACK RAVEN VOLUME ONE**

Amanda Cat Burglar – Discard  
Amanda Cloak And Dagger – Trigger  
Amanda Enhanced Skill – Draw  
Amanda Fabris' Thrust – Restriction  
Arms And Tactics Pregame (5 rolls) –  
Trigger  
Dirty Trick (Stop Hit) – Burn  
Hasty Retreat – Discard  
Lucy Becker – Discard  
Priceless Museum – Restriction  
SAEC Games – Retrieve  
Unknown (Pitch Black) – Restriction  
Kalas Giganti's Master's Lunge – Restriction  
The Sorcerer Nakano Kendo Strike –  
Restriction

---

### **BLACK RAVEN VOLUME TWO**

Amanda So Shall Ye Reap – Trigger  
Amanda The Raven (Full Disclosure) –  
Reveal  
Guardian – Restriction  
Underground Tunnel – Cost  
Richie Ryan Manciolini's Honor – Burn  
Talia Bauer Deception – Trigger  
Talia Bauer Eternal Oath – Burn  
Talia Bauer Extra Shot – Restriction  
Talia Bauer Inferno – Burn  
Talia Bauer Master's Block – Burn  
Talia Bauer Persona – Draw  
Talia Bauer Retribution – Restriction  
Talia Bauer Viggiani's Master Cut and  
Thrust – Restriction

---

### **BLACK RAVEN VOLUME THREE**

Circus – Restriction  
Crysta Van Pelt Persona - Capture  
Crysta Van Pelt Blackmail (Situation) – Cost  
Crysta Van Pelt Persona - Capture  
Iman Fasil Capo Ferro Attack – Reveal  
Saint Anne's Broad Sword Pregame – Burn  
Saint Anne's Broad Sword Quality Blade – Burn  
Saint Anne's Broad Sword Whirlwind Strike – Restriction

---

### **BLACK RAVEN VOLUME FOUR**

Andre Korda Pregame – Trigger  
Caspian Famine – Draw  
Bonetti's Defense – Trigger/Retrieve  
Nemesis (Nick Wolf) – Restriction  
Kronos Pestilence – Cumulative/Discard  
Methos Death – Retrieve  
Nick Wolf Beretta Special – Reveal  
Nick Wolf Interrogator – Discard  
Nick Wolf Martial Law – Trigger  
Nick Wolf Master Hand To Hand – Restriction  
Nick Wolf Master Marksman – Discard  
Nick Wolf Reload – Reveal  
Nick Wolf The Sword Or The Gun – Discard

---

## **Effect Classification List for 2ed Cards**

### **Burn**

HS3-216 - Benefit of Inexperience  
4H-243 - Chop  
4H-244 - Chop  
HS4-019 DvK - Clan Chieftain  
HS4-060 - Containing the Evil  
HTG-031 - Dirty Trick  
HSFV-074 - Dirty Trick  
HS1-163 - Extra Shot  
HS1-241 - Great Sword  
4H-241 - Great Sword  
4H-287 - Great Sword  
4H-288 - Great Sword  
HS4-056 DvK - Great Sword  
HSFV-104 - Lab Director  
HSFV-114 - Luck vs Skill  
4H-170 - Master of the Horsemen  
HS1-166 - Master's Attack  
HS1-167 - Master's Block  
HS4-149 - Master's Manipulation  
4H-173 - Merciless  
HS4-152 - Obsession  
HS2-150 - Petty Thief  
HSFV-236 - Physical Dominance

HS2-151 - Pressed Advantage  
4H-102 - Rhesus Virus  
HS1-168 - Risk Management  
HS1-169 - Risk Management  
HS1-170 - Risk Management  
HSFV-025 - Search for Vengeance  
HS1-171 - Sinuous Blade  
HS2-154 - Stunt Bike  
4H-116 - Test of Fortitude  
4H-120 - Test of Wits  
4H-024 - The Bronze Age  
HS2-155 - The Darkness  
4H-265 - The Face of Pestilence  
HS2-049 - The Ring  
HS3-057 - Town Square  
HS3-217 - Tricks of My Own  
HSFV-258 - Trip  
4H-180 - True Use of Terror  
HSFV-176 - Virus  
HS4-193 - You're a Coward

### **Cost**

HS1-225 - ...and the Tiger  
HM3-229 - At Arm's Length  
HS3-166 - Bear Attack

HS3-167 - Bear Attack  
HS1-030 - Carl's Forest  
HSFV-070 - Chest Wound  
HM3-072 - Chieftain's Claymore  
HS2-117 - Conqueror's Hilt  
HS3-200 - Counter  
HS3-201 - Counter  
HS1-032 - Detective Thomas Powell  
HM3-109 - Dirty Trick  
HS2-260 - En Garde  
HTG-135 - Extra Shot  
HM3-106 - Faith  
HM3-113 - Femme Fatale  
HTG-239 - Flying Machine  
HS2-075 - Follow-up  
HS4-034 DvK - Follow-up  
4H-245 - Great Cleave  
HS4-090 - Hound  
HS4-091 - Hound  
HS4-092 - Hound  
HM3-114 - Immortal Revenge  
HS3-131 - Kenny Ross  
HTG-143 - Lion-Head Hilt  
HS1-107 - Master of the Broadsword  
HSFV-117 - Master Swordplay  
HSFV-118 - Master's Advance  
HS3-176 - Master's Attack  
HSFV-047 - Master's Attack  
HS2-137 - Master's Manipulation  
HS3-179 - Nomad's Blade  
HS1-199 - Over-Extended Attack  
HTGQ-014 - Quickening  
HTGQ-043 - Quickening  
HTGQ-054 - Quickening  
HTG-181 - Ramirez  
HS2-224 - Ruins  
HS2-267 - Saint Anne's Broadsword  
HS4-020 - Season Four  
HTG-277 - Short Sword

HS3-247 - Short Sword  
HS3-276 - Short Sword  
HS3-243 - Skilled Assault  
TS2-056 - Skull Helmet  
HTG-155 - Skull Helmet  
HSFV-238 - Steel Grip  
HM3-065 - Street Crowd  
HS2-269 - Trip  
HM3-121 - Trip  
TS2-036 - War Banner  
HTG-051 - War Banner  
HSFV-177 - War Banner  
HS3-058 - We Never Interfere

### **Trigger**

HS4-158 - Alexa Bond  
HS4-029 - Anthony Gieger  
HS1-252 - Arms and Tactics  
HS2-188 - Arms and Tactics  
HS2-189 - Arms and Tactics  
**Trigger Continued ...**  
HTG-187 - Arms and Tactics  
HTG-195 - Arms and Tactics  
HTG-196 - Arms and Tactics  
HS4-105 - Blindside Shield  
HS4-045 DvK - Blindside Shield  
HS4-086 - Bo Staff  
HSFV-224 - Bonfire  
HS2-101 - Bounty  
TS2-019 - Brenda Wyatt  
HS3-031 - Burn Him!!!  
HSFV-242 - Centurion  
HSFV-246 - Centurion  
HSFV-247 - Centurion  
4H-044 - Challenge Refused  
HSFVP-02 - Challenge Refused  
HS2-029 - Charlie DeSalvo  
HS3-152 - Controlled Rage  
HS3-153 - Controlled Rage

HTG-248 - Corda  
HSFV-072 - Cursed  
HSFV-040 - Dahlia  
HS1-180 - Darius  
HS2-191 - Darius  
HTG-200 - David Blake  
HSFV-077 - Doc Byrnes  
HS1-181 - Duncan MacLeod  
HS2-053 - Duncan MacLeod  
HS2-145 - Duncan MacLeod  
HSFV-078 - Empathy  
HS2-103 - Evidence  
HS2-198 - Explosive Device  
HS3-190 - Fight Another Day  
HTG-264 - Flask  
4H-168 - Foresight  
HS3-089 - Gargoyle  
HS4-109 - Grave Robbing  
HS3-140 - Guardian  
HS3-141 - Guardian  
HS1-041 - Guillotine  
HM3-250 - Hidden Holster  
HS3PP-004 - Hideo Koto  
HM3-045 - Hot Dog Vendor  
4H-215 - Hunter  
4H-216 - Hunter  
HS4-202 - I'm Here to Help You  
4H-078 - Interference  
HSFV-103 - Joe  
HS2-041 - Joe Dawson  
HM3-095 - Kate  
HSFV-252 - Kyala  
HS3-125 - LeBaron  
HS2-270 - Lesson Learned  
HSFV-214 - Lord and Master  
HTG-207 - Louise Marcus  
HSFV-046 - Loyal Clansman  
HS4-021 DvK - Loyal Clansman  
HS2-045 - Master's Stamina

4H-193 - Methos?  
HTG-276 - Mimes  
HTG-047 - Murdock  
HS2-112 - Pistol  
HS1-216 - Plan Ahead  
TS1-054 - Plan Ahead  
HM3-090 - Porsche  
HSFV-132 - Practice...Practice...  
HS2-161 - Press the Attack  
HS2-152 - Quick Learner  
TS2-024 - Ramirez  
HTG-105 - Ramirez  
HS3-210 - Recreational Vehicle  
HTG-269 - Relentless Pursuit  
HTG-257 - Reno  
HS3-211 - Rita Luce  
HS4-050 DvK - Sacrifice  
HS4-115 - Sacrifice  
HSFV-145 - Sergeant Franks  
HS4-116 - Strength of Einherjar  
**Trigger Continued ...**  
HS4-117 - Strength of Einherjar  
HS4-051 DvK - Strenght of Einherjar  
HS3-264 - Strong Grip  
HS2-154 - Stunt Bike  
HS3-081 - T-Bird  
HSFV-157 - Tank  
HSFV-263 - The Gathering  
HS1-262 - The Gathering  
HS1-263 - The Gathering  
HS2-276 - The Gathering  
HS2-277 - The Gathering  
4H-277 - The Gathering  
HTG-279 - The Gathering  
HTG-280 - The Gathering  
HSFV-262 The Gathering  
4H-195 - The Gift  
HS2-227 - The Watcher Chronicles  
HS4-215 - Watcher Assignment

4H-219 - Watcher  
4H-220 - Watcher  
HM3-222 - Watcher  
HM3-071 - Willpower  
HM3-156 - Worst Nightmare  
HS4-176 - Xavier St. Cloud

### **Reveal**

4H-039 - Attack Me!  
HS4-032 - Reveal  
TS2-050 - Dirty Trick  
HS2-071 - Dirty Trick  
HS4-127 - Double Eagle  
HM3-017 - End Game  
HM3-018 - End Game  
HS1-148 - Extra Shot  
4H-132 - Famine  
HS1-239 - Felice Martin  
HS2-215 - Gypsy  
HS2-217 - Gypsy  
HM3-098 - Hand-to-Hand  
HM3-162 - Hand-to-Hand  
HS2-076 - Hitman for Hire  
HS3-121 - Immortal Research  
HS3-191 - Immortal Research  
HS3-039 KvM - Immortal Research  
HS4-134 - Luck of the Draw  
HS1-152 - Master Seductress  
HS2-046 - Maurice  
HSFV-103 - Joe  
HM3-045 CvD - Meditation  
HS4-138 - Misdirection  
HM3-117 - Numbing Sameness  
HS4-045 - Peeping Tom  
HS2-150 - Petty Thief  
HS2-138 - Pharoah's Daughter  
HS1-123 - Pickpocket  
HSFV-133 - Presence of an Immortal  
HTGQ-004 - Quickening

HTGQ-059 - Quickening  
HTGQ-070 - Quickening  
HS3-212 - Scouted Prey  
HS3-213 - Scouted Prey  
HS4-197 - Sean Burns  
HS1-021 - Season One  
HM3-119 - Seduce  
4H-144 - Seer  
HS3-096 - Shadow of the Mind  
HTG-243 - Space Goggles  
HTG-244 - Space Goggles  
4H-228 - Stab  
4H-229 - Stab  
HS1-125 - Steal  
HS1-235 - Steal  
HM3-208 - The Sorcerer  
HS3-214 - They Also Serve  
HS3-163 - Trip  
HS1-158 - Trip  
HS3-225 - Watcher  
HM3-224 - Watcher  
HM3-225 - Watcher  
HM3-226 - Watcher  
HM3-227 - Watcher  
HS3-122 - Insurance  
HM3-174 - Kane

### **Retrieve**

HS4-026 - Advance Warning  
HS2-06P - Advance Warning  
HSFVP-01 - Advance Warning  
HM3-029 - Alex Johnson  
TS1-022 - Alliance  
HS1-029 - Antique Shop  
HTG-187 - Arms and Tactics  
HTG-124 - Back Against the Wall  
HTG-038 - Belligerent Attack  
4H-126 - Berserk  
HS4-105 - Blindside Shield

HS4-045 DvK - Blindside Shield  
HSFV-224 - Bonfire  
HS2-101 - Bounty  
HTG-054 - Brenda Wyatt  
4H-043 - Brotherhood  
HS1-160 - Business As Usual  
HS1-193 - Ciao Baby!  
HS3-169 - Combination  
4H-224 - Combination  
HM3-158 - Combination  
HS4-060 - Containing the Evil  
HS3-152 - Controlled Rage  
HS3-153 - Controlled Rage  
HS4-181 - Counter Attack  
HS2-144 - Counter  
HS4-126 - Counter  
HM3-126 - Counter  
HS1-179 - Counter  
HTG-166 - Cutting Room Floor  
HS2-191 - Darius  
HSFV-209 - Deadly Intent  
HSFV-073 - Dirty Trick  
HTG-203 - Dr. Alan Neyman  
HSFV-042 - Eternal Love  
4H-131 - Extra Shot  
HS2-060 - Extra Shot  
HS2-239 - Extra Shot  
HS3-072 - Extra Shot  
HTG-088 - Feint  
HS3-050 KvM - Fight Another Day  
HSFV-082 - Fight for Freedom  
HSFV-083 - Fight for Freedom  
HS3-205 - Five Finger Dance  
4H-168 - Foresight  
HS3-120 - Forgery  
HS3-089 - Gargoyle  
HS3-140 - Guardian  
HS3-141 - Guardian  
HS1-041 - Guillotine

TS2-020 - Heather MacLeod  
HTG-097 - Heather MacLeod  
4H-204 - Hew  
HTG-020 - Highlander  
HS1-135 - Honor Bound  
HS4-065 - Hunter  
HS2-231 - Hunter  
TS2-052 - I am But a Worm  
TS2-021 - I am Connor MacLeod  
HTG-101 - I am Connor MacLeod  
HM3-099 - I am Duncan MacLeod  
HS4-164 - Inheritance  
HS4-165 - Inheritance  
HS2-04P - Insignificant Threat  
HS2-180 - Joe Dawson  
TS1-043 - Joe Dawson  
HS4-039 - Juanita  
HS4-093 - Leader of the Pack  
4H-020 - Lean and Mean  
HS2-078 - Leather Bound Hilt  
HM3-192 - Lecture

**Retrieve continued**

HS4-040 - Lenui Inn  
HS2-147 - Luck  
HSFV-233 - Madness  
HS2-181 - Mako  
HS1-100 - Master of the Sabre  
HTG-091 - Master of the Wakizashi  
HS4-112 - Master's Attack  
4H-137 - Master's Attack  
HS2-065 - Master's Attack  
HS2-066 - Master's Attack  
4H-081 - Master's Dodge  
HS1-122 - Master's Dodge  
HS3-074 - Master's Dodge  
HS1-049 - Master's Domain  
4H-268 - Master's Endurance  
HSFV-235 - Master's Endurance  
HM3-101 - Master's Persistence

HTG-268 - Measure of Life  
4H-173 - Merciless  
HS3-044 - Morgue  
HM3-050 - Narc  
TS1-058 - Necessary Evil  
HTGP-04 - Nexus  
HS3-127 - Nino  
HS4-113 - Odin's Wrath  
HS4-048 DvK - Odin's Wrath  
HS4-257 - On the Offensive  
HS4-080 - One Minute to Midnight  
HS4-084 - Passion and Persistence  
4H-175 - Pestilence's Hand  
HS1-219 - Poison Gas  
TS1-057 - Poison Gas  
HM3-090 - Porsche  
HS2-161 - Press the Attack  
4H-092 - Primitive Village  
HS2-152 - Quick Learner  
HS1-092 - Quick Parry  
HS1-093 - Quick Parry  
HS1-110 - Quick Parry  
HS1-111 - Quick Parry  
HS2-162 - Quick Parry  
HS2-163 - Quick Parry  
4H-302 - Quickening  
HS3-210 - Recreational Vehicle  
HTG-270 - Remembrance  
4H-272 - Reposition  
HSFV-257 - Rome is in the Heart  
4H-139 - Sadistic Pleasure  
HS2-025 - Season Two  
HTG-271 - Second Wind  
HS4-159 - Secret Identity  
HM3-188 - Senghi Khan  
HM3-120 - Sentimental Necklace  
4H-156 - Silas  
4H-198 - Silas  
HM3-171 - Steel Polearm

HM3-153 - Supernatural Strike  
HS3-081 - T-Bird  
4H-113 - Test of Agility  
4H-115 - Test of Charisma  
HSFV-162 - Test of Fortitude  
HSFV-163 - Test of Fortitude  
4H-117 - Test of Fortitude  
4H-119 - Test of Strength  
HSFV-166 - Test of Wits  
4H-121 - Test of Wits  
4H-023 - The Bronze Age  
4H-025 - The Bronze Age  
HS1-060 - The Circus  
4H-160 - The Four Horsemen  
HS1-262 - The Gathering  
HS2-276 - The Gathering  
HTG-280 - The Gathering  
HSFV-262 The Gathering  
4H-195 - The Gift  
HS3-094 - The Nightman Cometh  
HS4-168 - The Protégé's Plan  
**Retrieve continued**  
HS2-227 - The Watcher Chronicles  
HTG-213 - Time Portal  
HS2-248 - Trip  
HS3-147 - Trip  
HS3-181 - Trip  
HS1-188 - Trip  
TS1-042 - Unholy  
HS4-119 - Unquestioned Faith  
HS4-053 DvK - Unquestioned Faith  
HM3-173 - Viper Strike  
HS4-215 - Watcher Assignment  
HS2-228 - Watcher Headquarters  
HS3-222 - Watcher  
HS3-226 - Watcher  
HS4-223 - Watcher  
HS2-273 - Watcher  
HS1-112 - Weapon Lock

HM3-139 - Winston

**Draw**

HM3-141 - 400 Year Quest

4H-126 - Berserk

HS2-056 - Bloodied Pommel

HS1-176 - Cavalier Hat

HTG-273 - Corda

HS3-254 - Defensive Positioning

HTG-171 - Director's Cut

4H-058 - Even the Odds

HS4-025 DvK - Even the Odds

HM3-019 CvD - Even the Odds

HS2-07P - Even the Odds

HS4-228 - Fast Draw

HM3-190 - Fight Another Day

HS4-036 - Force of Will

HS3-175 - Great Weakness

HS4-076 - Gypsy

HS1-042 - Henry the Lion Tamer

HM3-045 - Hot Dog Vendor

HM3-130 - I'm Gonna Cut You!

HS4-123 - Innocent Look

HSFV-044 - Inspiration

HTG-254 - Ironside

HS3-192 - Ivanhoe Longsword

HSFV-187 - Kanzashi

HS1-120 - Lady and...

HS1-025 - Lean and Mean

HS3-020 KvM - Lean and Mean

HS4-025 - Lean and Mean

HTG-022 - Lean and Mean

HSFV-046 - Loyal Clansman

HS4-021 DvK - Loyal Clansman

HS2-181 - Mako

HSFV-241 - Marcus Octavius

4H-237 - Master of the Longsword

4H-191 - Master's Manipulation

HSFV-125 - Master's Strategem

HS3-165 - May-Ling Shen

HS3-182 - Methos

4H-154 - Methos

4H-161 - Methos

HS3-060 KvM - Methos

HM3-102 - Methos

HTG-276 - Mimes

HS4-160 - Morgan d'Estaing

HM3-256 - Naginata

HS3-046 - Nomad Camp

HS3-209 - Pampered

HS3-054 KvM - Pampered

HTG-167 - Patience

HSFV-130 - Patience

HM3-054 - Prepared Attack

HM3-055 - Prepared Attack

HM3-056 - Prepared Defense

HM3-057 - Prepared Defense

HS2-266 - Protector of the Stone

HTGQ-019 - Quickening

HTGQ-026 - Quickening

HTGQ-046 - Quickening

**Draw Continued ...**

HTGQ-047 - Quickening

HTGQ-068 - Quickening

4H-301 - Quickening

HS3-056 - Spirit Walk

4H-230 - Surprise Attack

HS4-253 - Swashbuckler

HS3-078 - Take Back the Night

HS1-143 - The Highlander

TS1-020 - The Highlander

HM3-043 - The Highlands

HS4-027 DvK - The Highlands

HS1-264 - The Prize

HS2-09P - The Tong

4H-162 - Together Again

HS3-079 - Trip

HS4-103 - Trip

4H-141 - Trip  
HM3-172 - Trip  
4H-180 - True Use of Terror  
HS4-03PP - Upper Left Attack  
HS4-04PP - Upper Right Block  
HS2-165 - Watcher  
HS3-221 - Watcher

**Discard**

HS1-237 - Amanda  
HS2-256 - Amanda  
HSFV-037 - Amergan  
HSFV-064 - Ancient Battlefield  
HS4-029 - Anthony Gieger  
HS3-114 - Kalas  
TS2-029 - Battlefield  
HTG-037 - Battlefield  
HS4-198 - Calming Speech  
HM3-107 - Capacity For Hate  
HTG-030 - Cat and Mouse  
HTG-198 - Cat and Mouse  
HTG-199 - Cat and Mouse  
HS3-172 - Crane Attack  
HS1-098 - Cutting Edge  
HS3-028 KvM - Dirty Trick  
TS2-050 - Dirty Trick  
HTG-201 - Dirty Trick  
HM3-036 - Dirty Trick  
HS2-071 - Dirty Trick  
HS3-034 - Dirty Trick  
HS4-146 - Duchess' Hilt  
HS4-182 - Duelist  
HS2-053 - Duncan MacLeod  
HSFV-078 - Empathy  
4H-143 - Enchanted Voice  
HS2-103 - Evidence  
HS1-119 - Extra Shot  
HS4-074 - Eye For An Eye

4H-132 - Famine  
HS3-087 - Fighting Shadows  
HS3-088 - Fighting Shadows  
HS4-130 - Five Card Stud  
4H-167 - Follow-up  
HS1-213 - Gas Cannister  
TS1-050 - Gas Cannister  
HS3-206 - Gaspar's Broadsword  
HS3-060 - Good Intentions  
HS1-164 - Gothic Warlord  
HS2-094 - Hunter  
TS1-038 - Hunter  
HS2-096 - Hunter  
HS3-034 KvM - Hunter  
HM3-191 - Inside Job  
HSFV-102 - Interference  
HS4-194 - Keeper of Its Secrets  
HS2-173 - Last Supper  
HSFV-112 - Luck vs Skill  
HSFV-113 - Luck vs Skill  
HSFV-115 - Luck vs Skill  
HS2-064 - Master for the Cause  
4H-225 - Master of the Cutlass

**Discard continued ...**

HS3-255 - Master of the Short Sword  
HS1-121 - Master Thief  
HS1-232 - Master Thief  
HS3-177 - Master's Attack  
HS2-122 - Master's Block  
HS1-154 - Master's Deception  
4H-138 - Master's Madness  
4H-191 - Master's Manipulation  
HS2-243 - Master's Obsession  
HS2-123 - Master's Trick  
HS3-199 - Michael Christian  
4H-087 - Monkey  
HS3-047 - Nosferatu  
4H-207 - Now We Fight!  
HS4-152 - Obsession

HM3-186 - Open Mind  
4H-155 - Outnumber  
HTG-241 - Outnumber  
HS4-096 - Pack Master  
HS4-207 - Painful Memories  
HS4-045 - Peeping Tom  
HS2-138 - Pharoah's Daughter  
HS1-123 - Pickpocket  
HS1-234 - Pistol  
HS1-108 - Pommel Blow  
HS1-109 - Pommel Blow  
HS1-160 - Pommel Blow  
HTGQ-001 - Quickening  
HTGQ-042 - Quickening  
HTGQ-048 - Quickening  
HTGQ-049 - Quickening  
HS4-021 - Season Four  
HS1-022 - Season One  
HS2-023 - Season Two  
4H-144 - Seer  
HS3-128 - Song of the Executioner  
HS1-125 - Steal  
HS1-235 - Steal  
HM3-066 - Street Thug  
HS4-154 - Taking What Is Mine!  
HS4-191 - Taunt  
HSFV-158 - Test of Agility  
4H-118 - Test of Strength  
HSFV-167 - Test of Wits  
HS4-171 - Thrown Dagger  
4H-178 - Thrown Dagger  
HTG-119 - Trench Coat  
HS4-174 - Tribute  
HS2-082 - Trip  
HS3-130 - Trip  
HS3-215 - Trip  
HS4-212 - Trip  
HS2-068 - Trip  
HS3-043 KvM - Trip

HTG-109 - Trip  
HTG-123 - Trip  
HTG-150 - Trip  
HTG-260 - Trip  
HS1-206 - Trip  
HS1-222 - Trip  
HS4-244 - Weapon Bind  
HS4-157 - You're Mine!

### **Restriction**

HS2-201 - Appel  
4H-038 - Asylum  
HS3-115 - Back Stab  
4H-275 - Blade Trap  
TS1-023 - Blade Whip  
4H-295 - Bronze Blade  
4H-199 - Brute Strength  
TS2-047 - Brute Strength  
HTG-261 - Brute Strength  
HS3-184 - Careful Strike  
HTG-039 - Catwalk  
HTG-120 - Cautious Manuever  
HS3-227 - Challenge Refused

### **Restriction continued ...**

HS1-031 - Challenge  
4H-200 - Challenge  
HS3-027 KvM - Challenge  
HS4-142 - Charm  
HS2-132 - Charm  
HS4-143 - Chivalry  
HS3-135 - Counter  
HTG-040 - Dead End Alley  
HS3-235 - Debilitating Wound  
HM3-231 - Deliberate Strike  
HM3-232 - Deliberate Strike  
HS1-033 - Dirty Trick  
4H-051 - Dirty Trick  
4H-052 - Dirty Trick  
HM3-249 - Dual Attack

HS2-202 - Elegant Block  
HS2-203 - Elegant Block  
HTG-142 - Experience Counts  
4H-251 - Extended Reach  
4H-134 - Feigning Strike  
HS1-036 - Feint  
HSFV-081 - Feint  
HS2-204 - Finesse Strike  
HS2-205 - Finesse Strike  
HS4-249 - Flurry of Strikes  
HS2-218 - Gypsy Camp  
4H-273 - Hammer Blow  
HSFV-095 - Higher Ground  
HS2-206 - Impale  
HS2-251 - Insignificant  
HS3-228 - Intimidate  
HS3-124 - Its Never Over!  
4H-264 - Killer Precision  
4H-152 - Kronos  
4H-164 - Kronos  
HS4-203 - Last Resort  
HM3-046 - Laundry Room  
HS2-042 - Lighthouse  
HS1-075 - Lightning Strike  
HM3-050 CvD - Lightning Strike  
HS4-255 - Lightning Strikes  
HS2-087 - Lightning Thrust  
HSFV-029 - Locked Blades  
HSFV-030 - Locked Blades  
HS1-046 - Lucky Block  
HSFV-110 - Lucky Block  
HSFV-111 - Lucky Block  
HTG-274 - Lucky Block  
HTG-275 - Lucky Block  
HSFV-107 - Lucky Block  
HSFV-108 - Lucky Block  
HSFV-109 - Lucky Block  
HS1-184 - Lunge  
HS2-148 - Lunge

HS4-094 - Lunge  
TS2-043 - Lunge  
HTG-066 - Lunge  
HM3-258 - Lunge  
HS4-078 - Master Marksman  
HS1-107 - Master of the Broadsword  
HS4-256 - Master of the Broadsword  
HS2-207 - Master of the English Long Sword  
4H-246 - Master of the Great Sword  
HSFV-031 - Master of the Saw  
HS2-250 - Master's Advantage  
HM3-166 - Master's Attack  
HS2-121 - Master's Attack  
HS2-136 - Master's Attack  
HS3-126 - Master's Block  
HM3-115 - Master's Seduction  
HS3-092 - Master's Vision  
HS1-186 - Master's Wit  
HS4-137 - Master's Wit  
HM3-234 - Parry  
HM3-235 - Parry  
HS4-177 - Paul Kinman  
**Restriction continued ...**  
HTGQ-069 - Quickening  
4H-299 - Quickening  
HS2-223 - Renee Delaney  
HS3-055 - Rooftop  
HM3-063 - Sanctuary  
HS2-139 - Seduce  
HS4-153 - Seduce  
HTG-221 - Shield Bash  
HTG-222 - Shield Bash  
HM3-169 - Shove  
HS4-083 - Sniper Rifle  
4H-109 - Stab  
4H-110 - Stab  
HS1-246 - Sabre  
HS4-211 - Student of the Mind

4H-111 - Submarine Base  
HS2-140 - Sudden Rage  
HS3-235 - Sweeping Block  
HS3-236 - Sweeping Block  
HM3-207 - Swords to Snakes  
HS1-203 - Taunt  
HS3-162 - Taunt  
HS4-102 - Taunt  
HTG-258 - Taunt  
HM3-154 - Taunt  
HSFV-159 - Test of Agility  
4H-267 - The Face of Death  
HS1-205 - The Gathering  
HS2-119 - The Hunt  
HS2-120 - The Kill  
HS2-052 - The Zone  
4H-196 - Tipping Your Hand  
HS3-082 - Tribal Spear  
HS2-128 - Trip  
HS2-141 - Trip  
HM3-137 - Trip  
HTG-214 - TSC Headquarters  
HSFV-204 - Two-Handed Stance  
HS4-235 - Unarmed?  
HS2-114 - Under Color of Authority  
HS4-057 - Verona, Italy  
HSFV-175 - Virus

HSFV-240 - Warning  
HS4-221 - Watcher's Oath  
HS1-190 - Witty Remark  
HS4-063 - Witty Remark

### **Allowance**

HS3-183 - Benefit of Experience  
4H-185 - Benefit of Experience  
HS3-045 KvM - Benefit of Experience  
HS1-019 - Darius  
4H-016 - Darius  
HS3-016 KvM - Darius  
HM3-016 - Darius  
CON2010-001 - Darius  
HS2-017 - Darius  
HS3-016 KvM - Darius  
HS4-018 - Darius  
HS2-199 - Fisticuffs  
HM3-118 - Queen of the Flock  
HS2-184 - Richie Ryan  
HS2-268 - Teacher of Many  
HTG-146 - Teacher of Many  
HM3-003PP - The Power of Illusion  
HS3-044 KvM - Watcher Database  
HTG-025 - Weapons Expert  
HSFV-016 - Weapons Expert

## **Tournament Rules**

Official Tournaments follow the above rules, in addition to the following. Large events such as Regional and World Championships are held in Double Elimination format. Tournaments will be timed, usually 30 minute rounds, but this can be randomized to prevent players keeping an eye on time. When the time limit expires, any games still being played enter into End Game. End Game helps to expedite the remaining matches to end in a timely manner. When time is called, the current player finished their turn as normal, and then End Game begins. During End Game, play resumes as normal, but no Healing is allowed. In addition, each player loses 2 Ability during their Ability Adjustment Phase. The following styles are currently sanctioned for Type One play: Sealed Deck, Standard

Constructed, 2 Headed Giant and Lean & Mean.

**Special Note:** A player may concede a match before the resolution of a Head Shot (before an Exertion for a Defense) provided that his opponent accepts the concession. Any agreements between players regarding the concession are strictly between players and have no effect on tournament standings after the concession is made. If a player is playing with any Quickening Pre-Game cards and loses a match to a successful Head Shot, he must forfeit all Quickening he has in play to his opponent. Only in the case of a successful Head Shot must a player forfeit his Quickening.

**Sealed Deck** – This is done in so-called “Pack Rat” style, which is where each person buys 1 starter and 2 booster packs. When everyone is ready, they can open their starter and have a few minutes to look it over. Then, everyone opens 1 of their boosters and chooses 1 card. Once everyone has chosen, they pass their remaining booster cards to their left. This continues until the pack is gone. Then the next is opened and this repeats but to the right side. When all cards have been chosen, each player then assembles their deck. You have to use every card, regardless of restriction, persona, weapon or signature status. You may also have more than 6 of any card. The only exception being multiple persona cards or multiple Weapon Of Choice Pre-Game cards. You may choose which of these you wish to play. Any blank or card list cards count as “Master Swordsman” cards. Each player starts with only 10 Ability.

**Standard Constructed** – This follows the standard rules for deck construction. All cards are legal except for the following – Face Of Death, The Eyes Have It (plot), Zeist, The Curse (InGame), the misprinted Duncan +1 Premium (Duncan Collection) and the Duncan Quickening (Duncan Collection), Season Six (1ed / Event:Plot?), Quickening (HTGQ-036), Highlander the Video Game, Golden Turkey, There Can Be Only One (HTVG-002)

### **2 Headed Giant Format:**

This format is not for the faint of heart, but is addictively fun. You may choose one male immortal and one female immortal. Pregame limit is still 6, and each persona does count as one pre-game. Game play is the same as any other format with a few differences.

1) In order for a player to be declared as winning by a head shot, the player must take both of his opponent's heads. When a player loses their first head, they choose which immortal goes away. Any of that immortal's cards you have in play are Discarded and you may not play any of those cards unless you have an effect allowing you to do so (Example: Teacher of Many). Also, you take the amount of damage pending from the Power Blow.

2) No generic allowance cards are allowed during deck construction. You may use persona specific allowance cards as normal.

3) Corda and Reno can be played as individual personas but not together.

4) No Quickening are allowed.

**Lean & Mean** – This format is the same as Standard Constructed, except you **MUST** include 6 Lean & Mean cards in your deck and your deck must be the minimum deck size.

### **Plot/Hilt Format-**

Deck Building Requirements:

1- Each player begins the game with their non-fiction persona specific primary WoC signed hilt and non-fiction persona specific stand alone signed plot in play. Gem count for these cards does not apply to deck construction. These two cards cannot be removed from play or the game, but may be nullified or ignored by either player. Also,

these two cards cannot be taken control of by your opponent.

2- There are some immortals that have more than one persona specific signatured hilt and/or plot to choose from. In this case the player decides which they will begin the game with, but may only choose one hilt and one plot. In turn, there are some immortals that only have either a persona specific signatured hilt or plot or none at all. In this case the player begins with only one bonus card or no bonus cards.

3- Each player must use the primary WoC pregame unique to their immortal which matches their hilt. If the immortal does not have a persona specific hilt, then they do not play with a WoC.

4- Each player may only use one WoC.

5- If a player is disarmed, considered disarmed, unarmed, or has their weapon broken, the hilt is nullified, but not removed.

6- The Four Horsemen pregame card is not allowed.

## **Highlander Tournament Rules of Conduct**

This is a tool available and encouraged to be used by players, as well as the tournament directors to make the tournament more enjoyable by all attending.

1- Be courteous among fellow players and spectators. We are here to play a game, and show that it is a fun game to play.

2- Have a respectful attitude to your opponent. Cutting your opponent's deck does not mean reshuffling the deck, nor does it allow you to view any of your opponent's cards. The cutting of the deck should take place with the deck face down.

3- No coaching during a match. If either of the two players has a problem, they are to consult the Tournament Director only.

4- No scouting during a match. This is disrespectful to all in attendance. Players not in a match at the time should leave the playing area. Players that are eliminated from the tournament need to ask the Tournament Director if they can watch. The final round(s) of any tournament may be watched by all eliminated players. If you are watching a match, you are not allowed to talk or make obvious physical gestures or sounds while watching the match.

5- No stalling during a match. If you feel your opponent is stalling, you must consult the Tournament Director only. Then the Tournament director can deem if action is necessary.

6- If you have a question about a particular rule, clarification, or errata, ask the tournament director. Do not disturb other player's for answers, since they are busy with their performance in the tournament.

7- If for some reason you think that your opponent's deck is illegal in construction, immediately consult the tournament director. He will address the situation quickly and fairly. Regardless of how simple a mistake is made, an illegal deck can cost you the tournament. If you are in doubt whether your deck is legally constructed, consult the tournament director prior to the event so he can confirm its validity.

8- Treat other player's the way you would like to be treated. Everyone has off days or days that your deck design doesn't work. Take this in stride and restrain from becoming hateful

and derogatory against the other players or the tournament director.

9- The tournament director is the authoritative figure at a tournament. Regardless of how anyone or any group might play the game in their area (which includes any house rules specific to any group), they must defer to the manner in which the tournament director has elected to Handle the event. If you are playing in a new area and not aware of any possible house rules, consult the tournament director prior to the tournament to clear any misunderstandings prior to the tournament.

10- The tournament director has the final say on any point in judgment whether it is something not covered in the rules, or a player versus player issue. If any player abuses either the game rules or the rules of conduct, the tournament director has every right to disqualify the person and remove them from the tournament. Do not argue with the tournament director because you do not like how they ruled a situation; consult them after the tournament, not during it.

11- The playing of Quickenings is an individual decision for each player. If you do not want to lose Quickenings, then don't play with them. Do not be upset if you play them and lose your head. Quickenings are designed to be taken by your opponent if they take your head. If you do lose your head and are playing with Quickenings, the first thing you should do is Hand the Quickenings over to your opponent. Do not get up and walk away. It is your opponent's choice on whether he elects to take the Quickenings or not.

12- Have fun, take this time to learn new strategies, and meet new people. However , the most important thing of all is "Don't lose your head", it is after all, a card game.